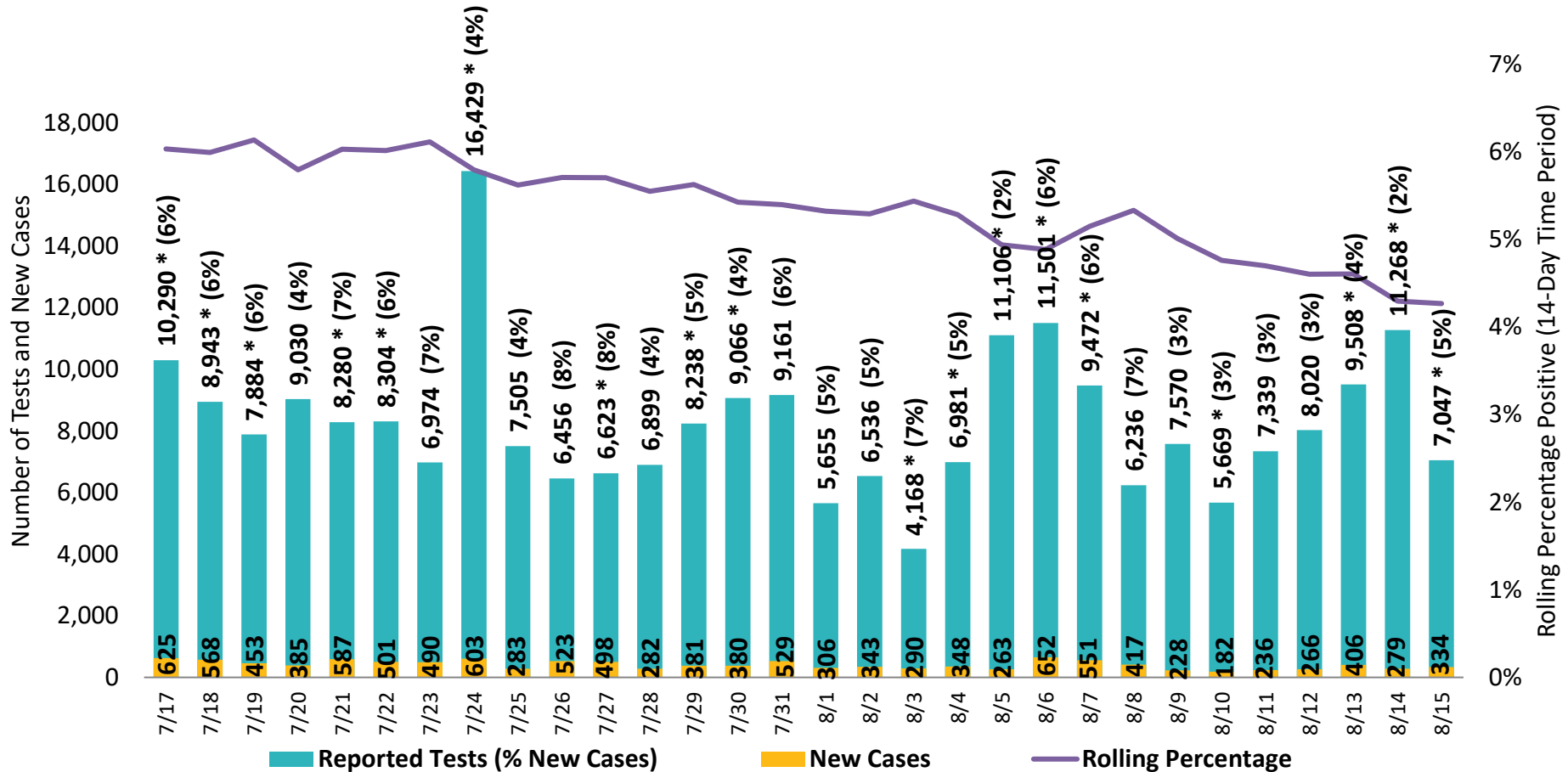


# COVID-19 Percentage Positive



## Percentage of Positive COVID-19 Cases Among Tests by Date Reported Total Number of Cases = 34,678



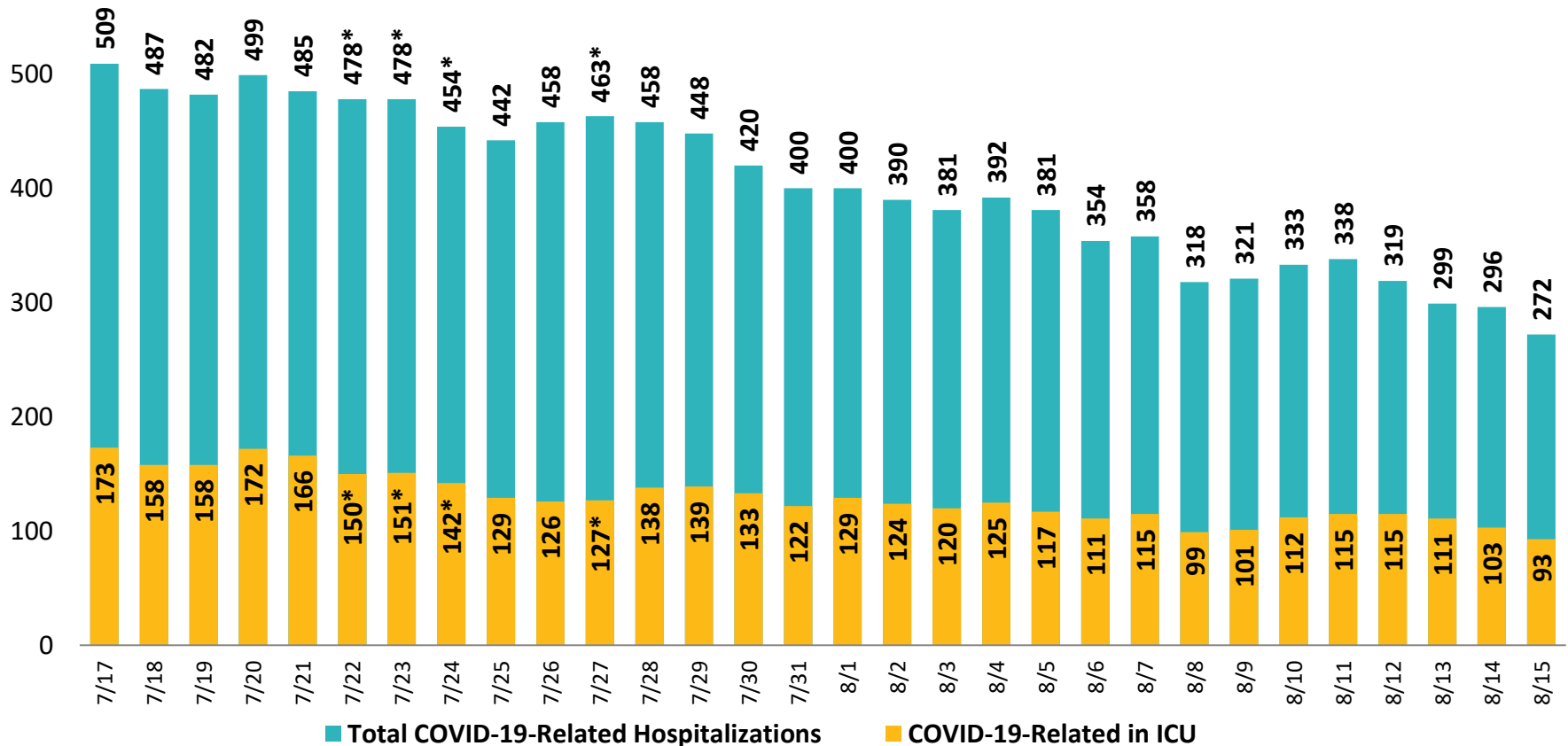
Data are preliminary and subject to change; numerator: cases among San Diego County residents; denominator: all tests including San Diego County residents and non-residents; \*received batch of prior tests; rolling average percentage for 14-day time period; total number of tests = 726,704; 8/15/2020 rolling average = 4.3%

Prepared by County of San Diego, Emergency Operations Center, 8/16/2020

# COVID-19 Hospital Census



## COVID-19 Hospital Daily Census in San Diego County Includes Cases and Suspect COVID-19 Patients



Data are preliminary and subject to change; data through 7/30 from State of California Health and Human Services Open Data; data starting 7/31 from hospitals reporting directly to County of San Diego; census for San Diego County non-federal hospitals; includes cases and suspect COVID-19 patients for San Diego County residents and non-residents

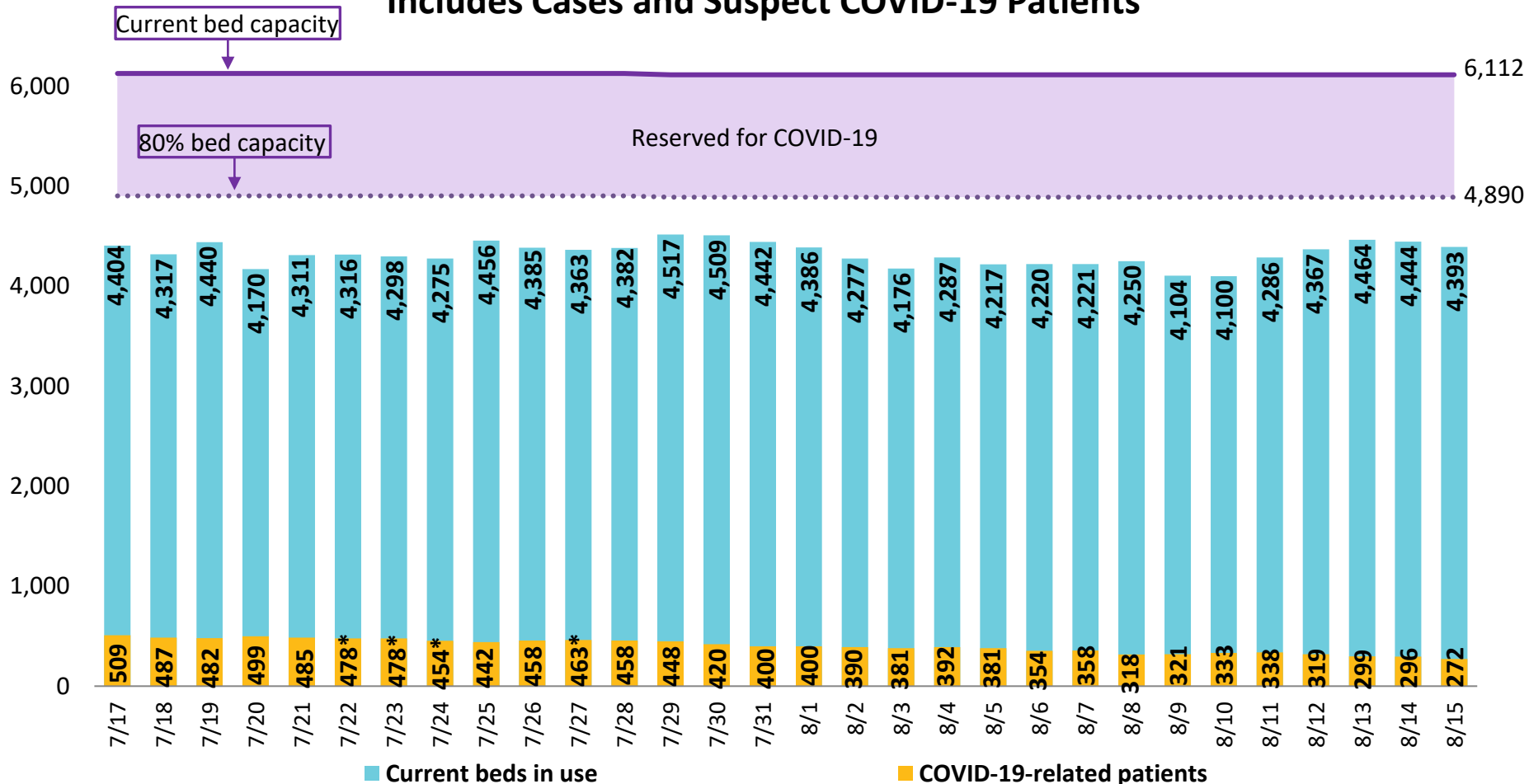
\*State changed data source and missing data replaced with data reported directly to County of San Diego

Prepared by County of San Diego, Emergency Operations Center, 8/16/2020

# COVID-19 Daily Hospital Bed Census



## COVID-19 Daily Hospital Census, San Diego County Includes Cases and Suspect COVID-19 Patients



Data are preliminary and subject to change; data through 7/30 for COVID-19-related patients from State of California Health and Human Services Open Data and include cases and suspect patients for non-federal hospitals for San Diego County residents and non-residents; data starting 7/31 from hospitals reporting directly to the County of San Diego; current bed capacity for non-federal hospitals in San Diego County; \*State changed data source and missing data replaced with data reported directly to County of San Diego. Prepared by County of San Diego, Emergency Operations Center, 8/16/2020

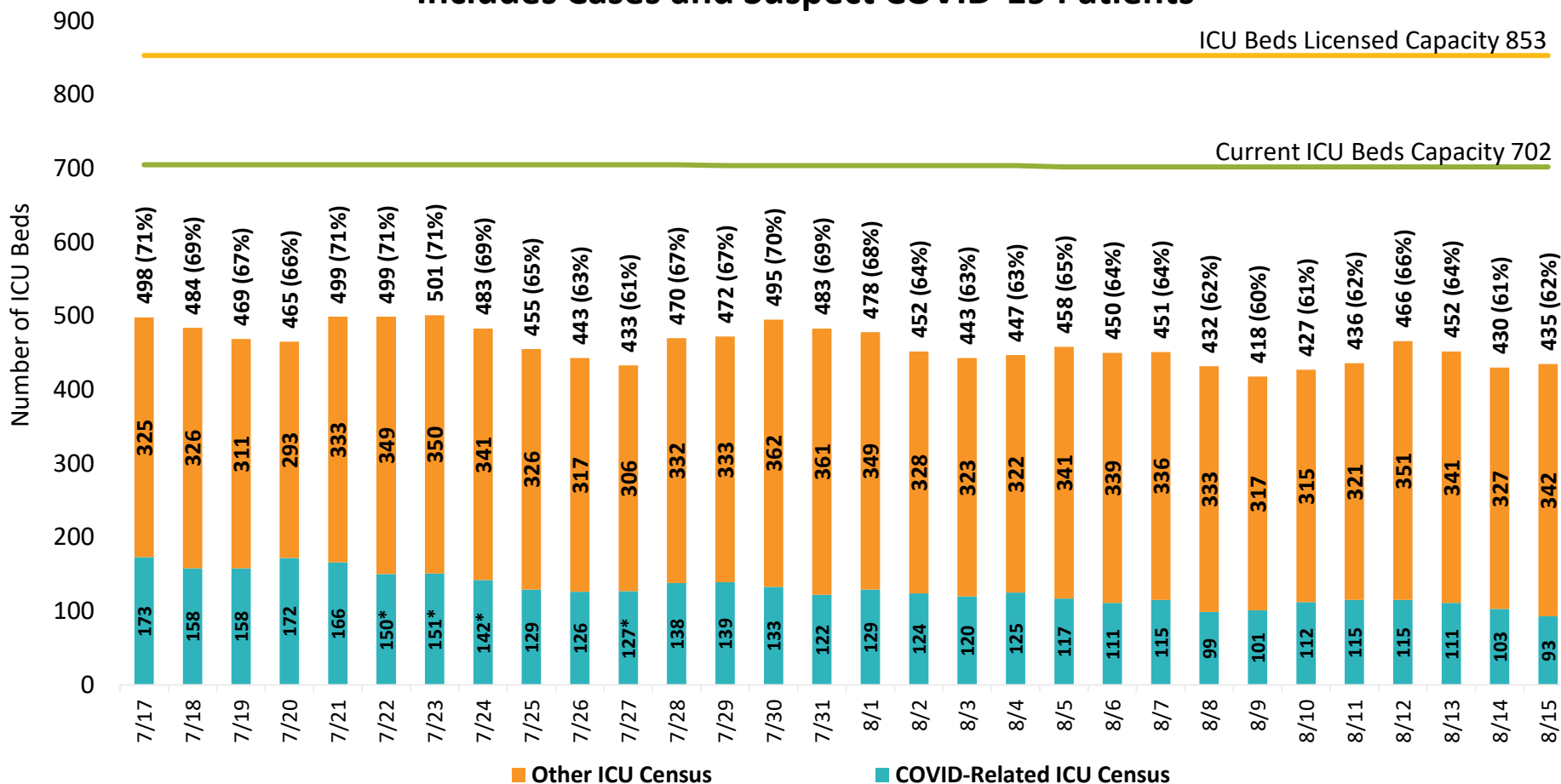
# ICU Bed Occupancy and Capacity



## COVID-19 Daily ICU Bed Occupancy and Capacity, San Diego County Includes Cases and Suspect COVID-19 Patients

ICU Beds Licensed Capacity 853

Current ICU Beds Capacity 702

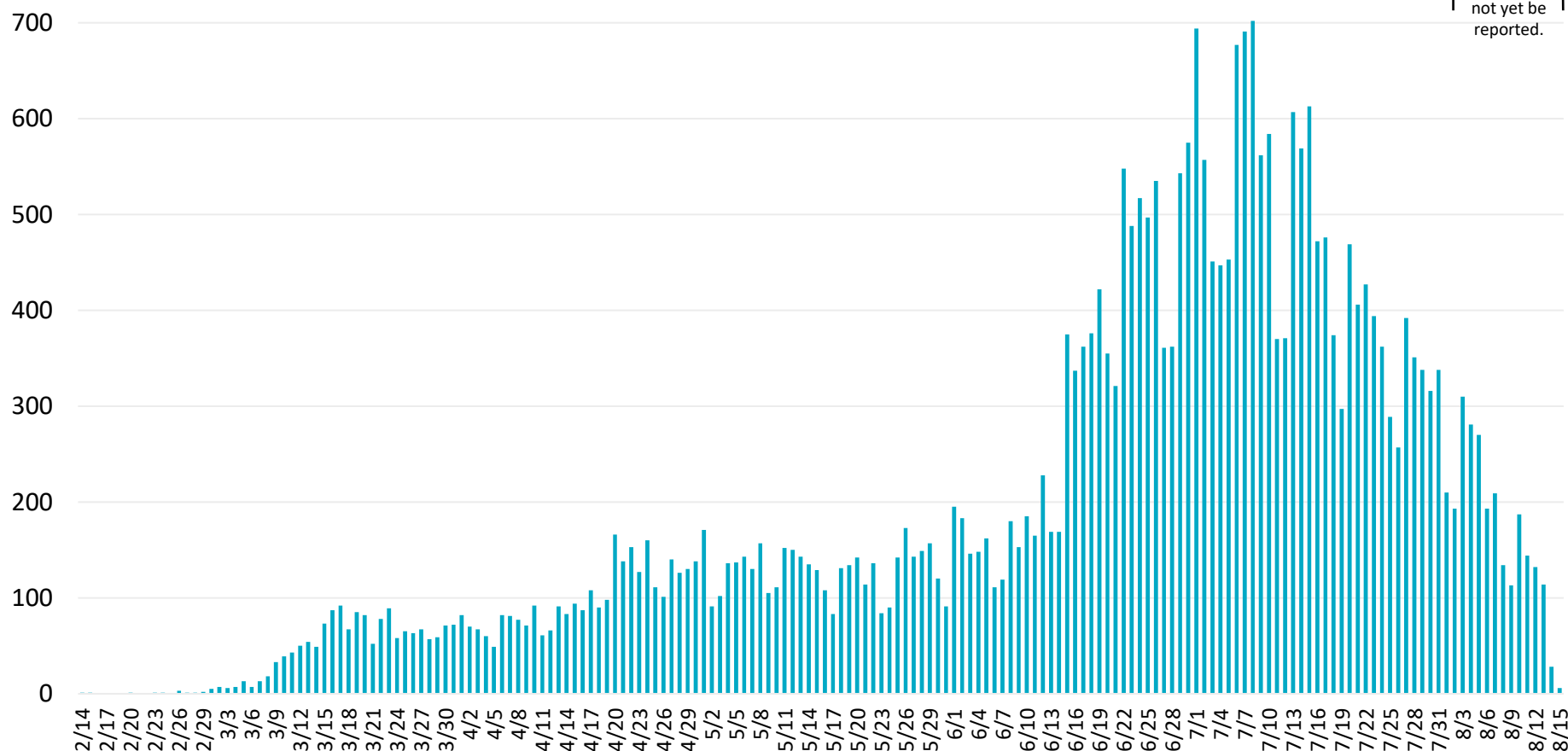


Data are preliminary and subject to change; data through 7/30 for COVID-19-related patients from State of California Health and Human Services Open Data and include cases and suspect patients for San Diego County residents and non-residents; data starting 7/31 from hospitals reporting directly to County of San Diego; current ICU bed capacity for beds on site; all data for non-federal hospitals in San Diego County; \*State changed data source and missing data replaced with data reported directly to County of San Diego. Prepared by County of San Diego, Emergency Operations Center, 8/16/2020

# COVID-19 Cases in San Diego County by Illness Onset Date



## Confirmed COVID-19 Cases by Date of Illness Onset\* San Diego County Residents, N=34,678



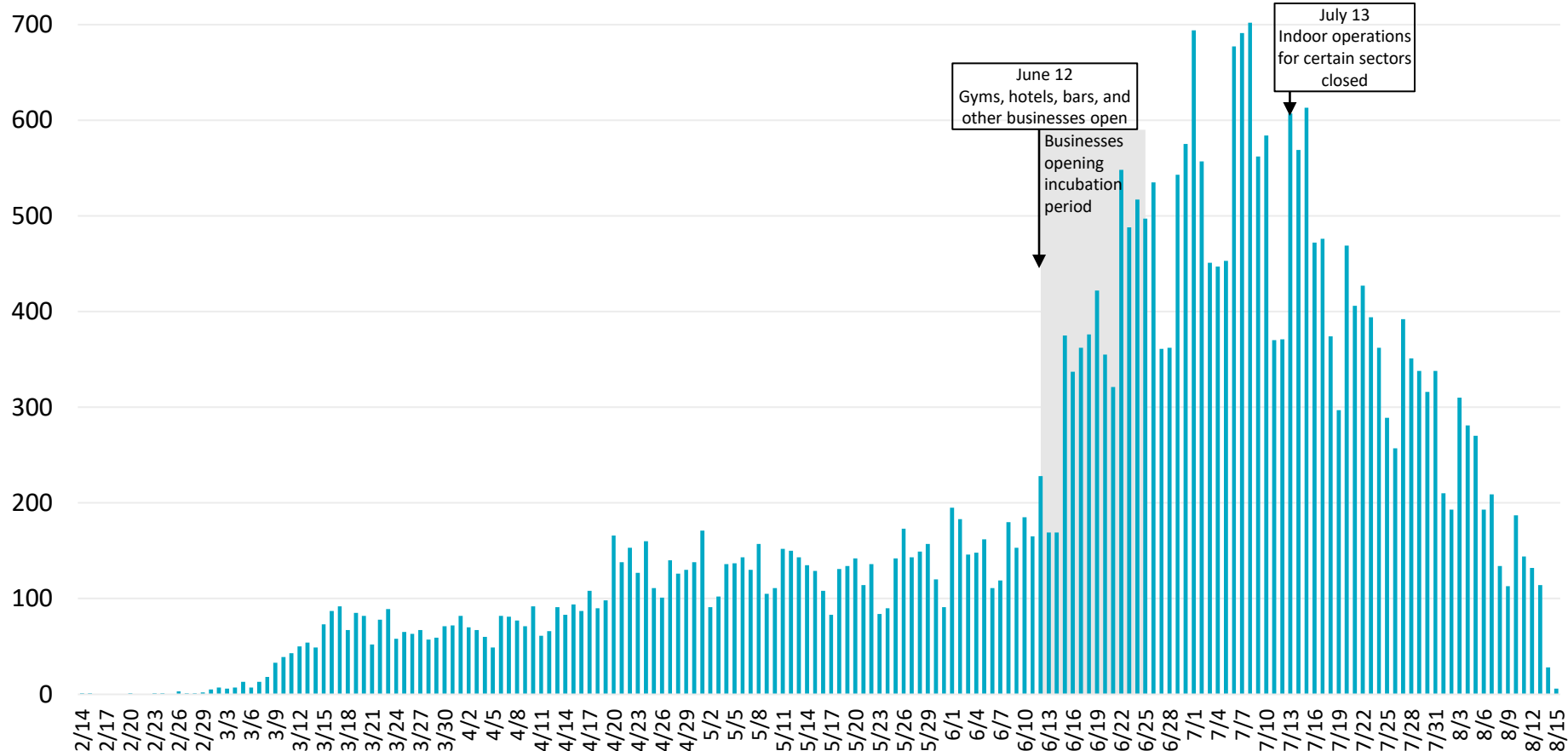
Data are preliminary and subject to change; \*if case did not have symptoms or illness onset date is unavailable, the earliest of specimen collection date, date of death, or date reported is used instead

Prepared by County of San Diego, Emergency Operation Center, 8/16/2020

# COVID-19 Cases in San Diego County by Illness Onset Date



## Confirmed COVID-19 Cases by Date of Illness Onset\* San Diego County Residents, N=34,678



Data are preliminary and subject to change; \*if case did not have symptoms or illness onset date is unavailable, the earliest of specimen collection date, date of death, or date reported is used instead

Prepared by County of San Diego, Emergency Operation Center, 8/16/2020

# Triggers Dashboard

## Date Updated: August 16, 2020



Epidemiology (Surveillance)	Healthcare (Hospital Capacity)	Public Health (Response)
<p>1. Case Rate (&gt;100)†</p> <p><b>County: 89.9</b> ✓ <b>State: 91.9</b></p>	<p>5. Hospital Capacity (80%+)</p> <p><b>72%</b> ✓</p>	<p>10. Testing Positivity (8%+)</p> <p><b>4.5%</b> ✓</p>
<p>2. Community Outbreaks* (7+)</p> <p><b>24</b> ✗</p>	<p>6. Increasing Hospitalizations (&gt;10%)</p> <p><b>-5.2%</b> ✓</p>	<p>11. Case Investigation (≤70%)</p> <p><b>95%</b> ✓</p>
<p>3. COVID-19 Syndromic (upward)</p> <p><b>1%</b> ✓</p>	<p>7. ICU Capacity* (&lt;20%)</p> <p><b>38%</b> ✓</p>	<p>12. Contact Tracing (≤70%)</p> <p><b>91%</b> ✓</p>
<p>4. Influenza-Like Illness (upward)</p> <p><b>2%</b> ✓</p>	<p>8. Limited Ventilator Capacity (&lt;25%)</p> <p><b>51%</b> ✓</p>	<p>13. Homeless Population (&lt;15%)</p> <p><b>38%</b> ✓</p>
	<p>9. PPE Supply* (≤50%)</p> <p><b>82%</b> ✓</p>	

\* Health Officer Order will be modified when any of the following three criteria are met: 2. Community Outbreaks, 7. ICU Capacity, 9. PPE Supply, or one or more of the remaining criteria in at least two of the three categories is met: Epidemiology (Surveillance), Healthcare (Hospital Capacity), Public Health (Response)

†County = calculated with County of San Diego data and State = calculated by the State. Prepared by County of San Diego, Emergency Operations Center, 8/16/2020

# State Monitoring Metrics



	Avg # tests per day (per 100,000 population) (7-day avg with a 7-day lag)*	Case rate per 100,000 (14 days)	% Testing positivity (7-day average with a 7-day lag)*	% Change in 3-day avg COVID+ hospitalized patients	% ICU beds currently available	% Ventilators currently available
Threshold	<150	Case rate: >100 or >25 and >8% positivity		>10% Increase	<20% ICU Beds or <25% Ventilators Available	
Report Date: 8/16/2020	220.1*	91.9	4.5%*	-5.2%	34.7%	71.4%
Report Date: 8/15/2020	220.7*	94.7	4.6%*	-5.2%	34.7%	71.4%
Report Date: 8/14/2020	222.6*	96.3	4.7%*	-5.2%	34.7%	71.4%
Report Date: 8/13/2020	222.7*	98.3	4.9%*	-5.2%	34.7%	71.4%
Report Date: 8/12/2020	217.2*	94.1	5.1%*	-4.7%	38.1%	70.5%
Report Date: 8/11/2020	215.0*	105.3	5.1%*	-7.4%	40.7%	72.4%
Report Date: 8/10/2020	213.7*	101.6	5.3%*	-8.8%	40.4%	75.3%

Data are preliminary and subject to change; data from California Department of Public Health except test data; \*test metrics calculated using San Diego County data; The State has temporarily disabled automatic updates to values for metrics related to hospitalization and healthcare capacity due to source data changes made on 8/13/2020. The State is working to revise processes that generate these metrics

Prepared by County of San Diego, Emergency Operations Center, 8/16/2020

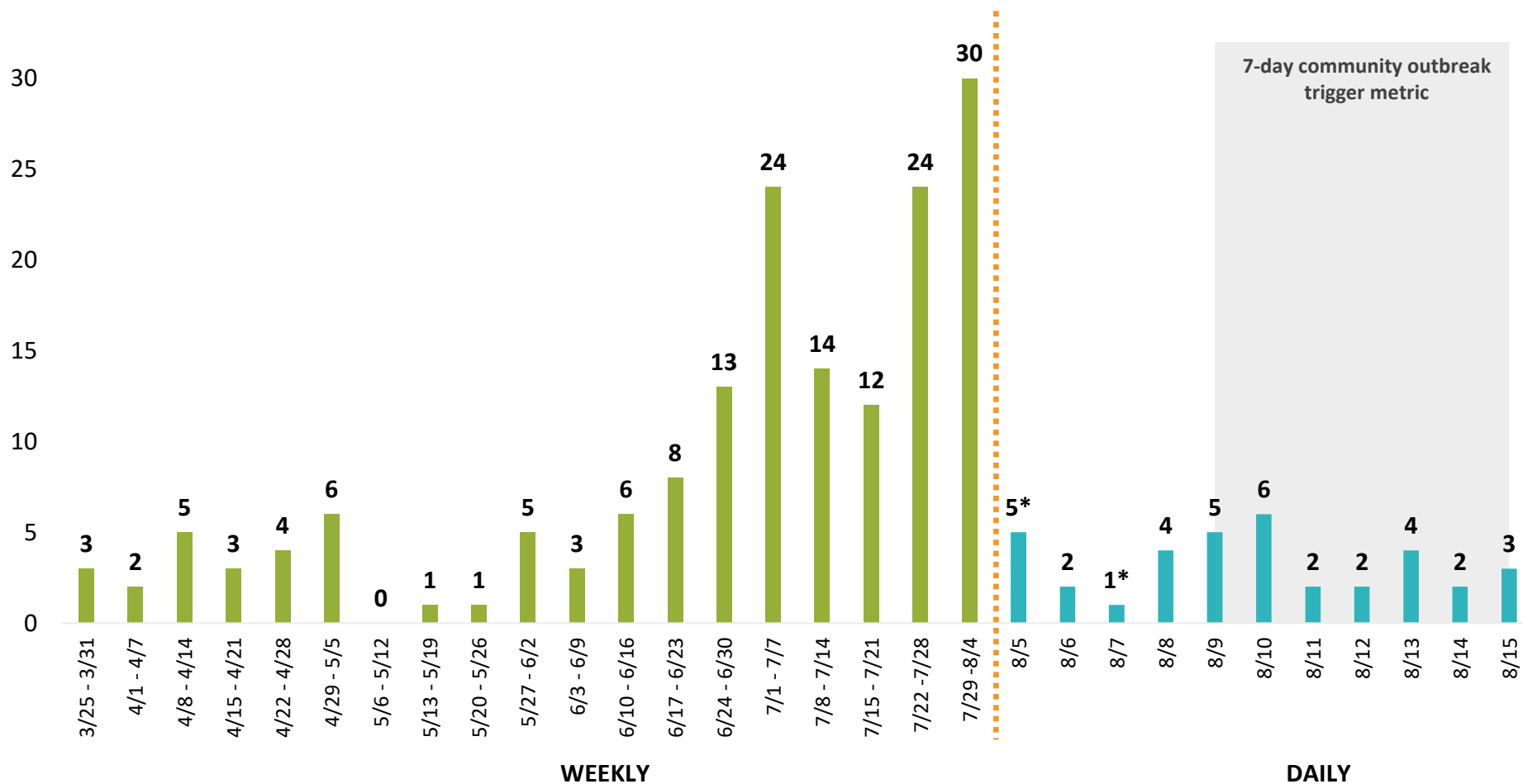


# COVID-19 Community Outbreaks by Date Outbreak Confirmed



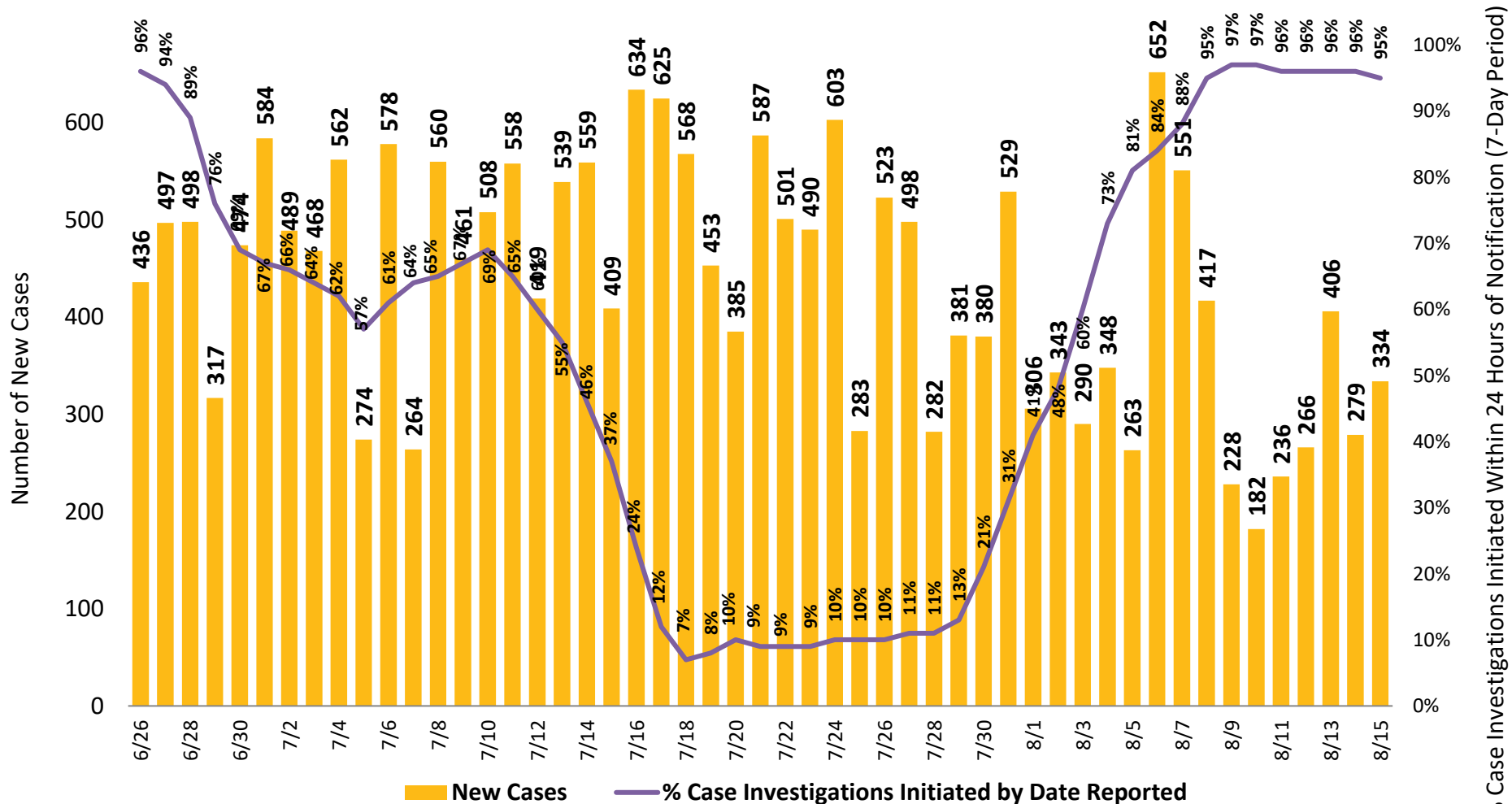
## COVID-19 Community Outbreaks by Date Outbreak Confirmed

Total Number of Community Outbreaks = 200



Data are preliminary and subject to change; \*One previously reported outbreak was removed for not meeting outbreak definition.  
Prepared by County of San Diego, Emergency Operations Center, 8/16/2020

# Positive Cases & Case Investigation Trigger



Data are preliminary and subject to change; cases among San Diego County residents

Prepared by County of San Diego, Emergency Operations Center, 8/16/2020

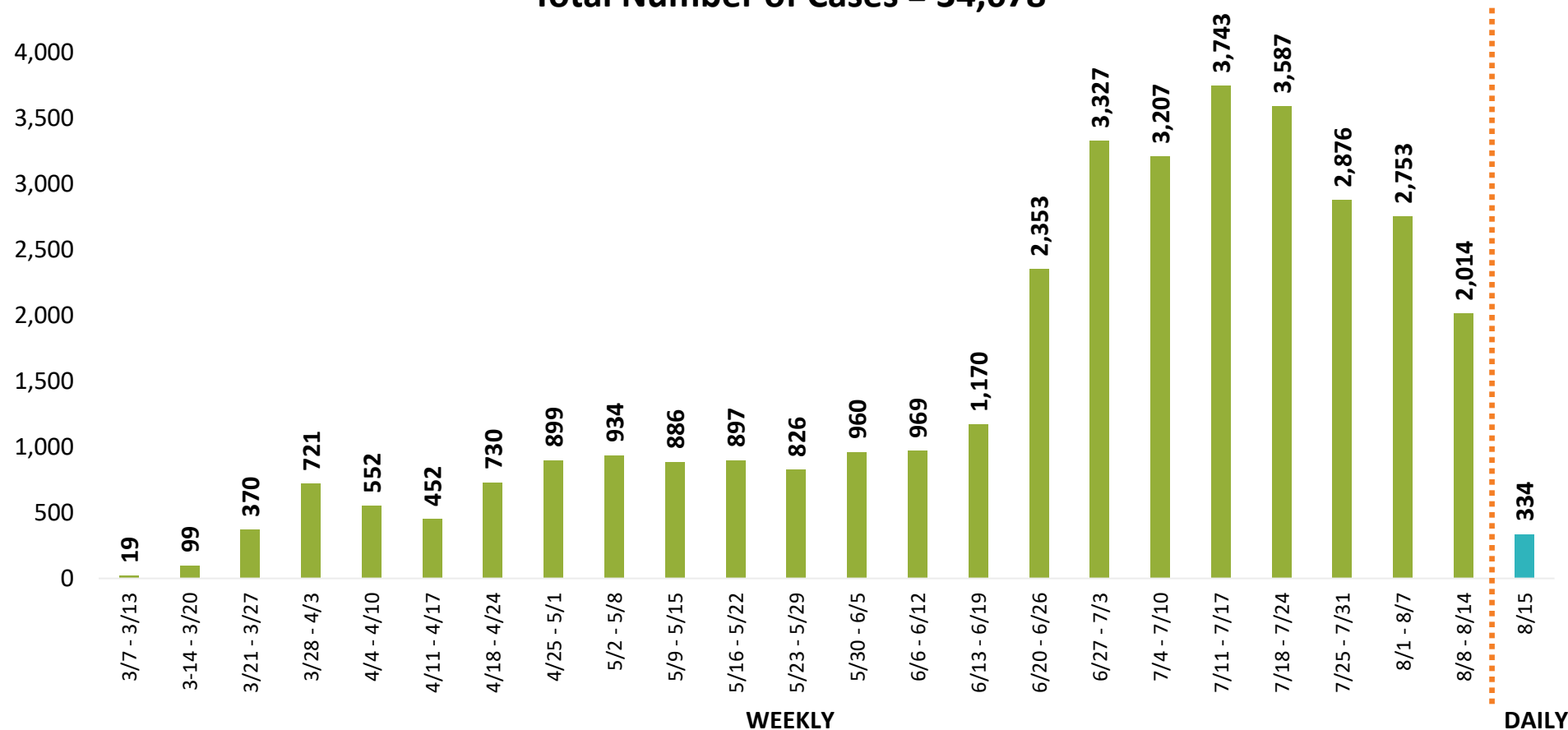
# COVID-19 Cases by Date Reported



## COVID-19 Cases Among San Diego County Residents

### New Cases by Date Reported

Total Number of Cases = 34,678



Data are preliminary and subject to change; prior weeks by week reported (green bars); most current week by date reported (blue bars)

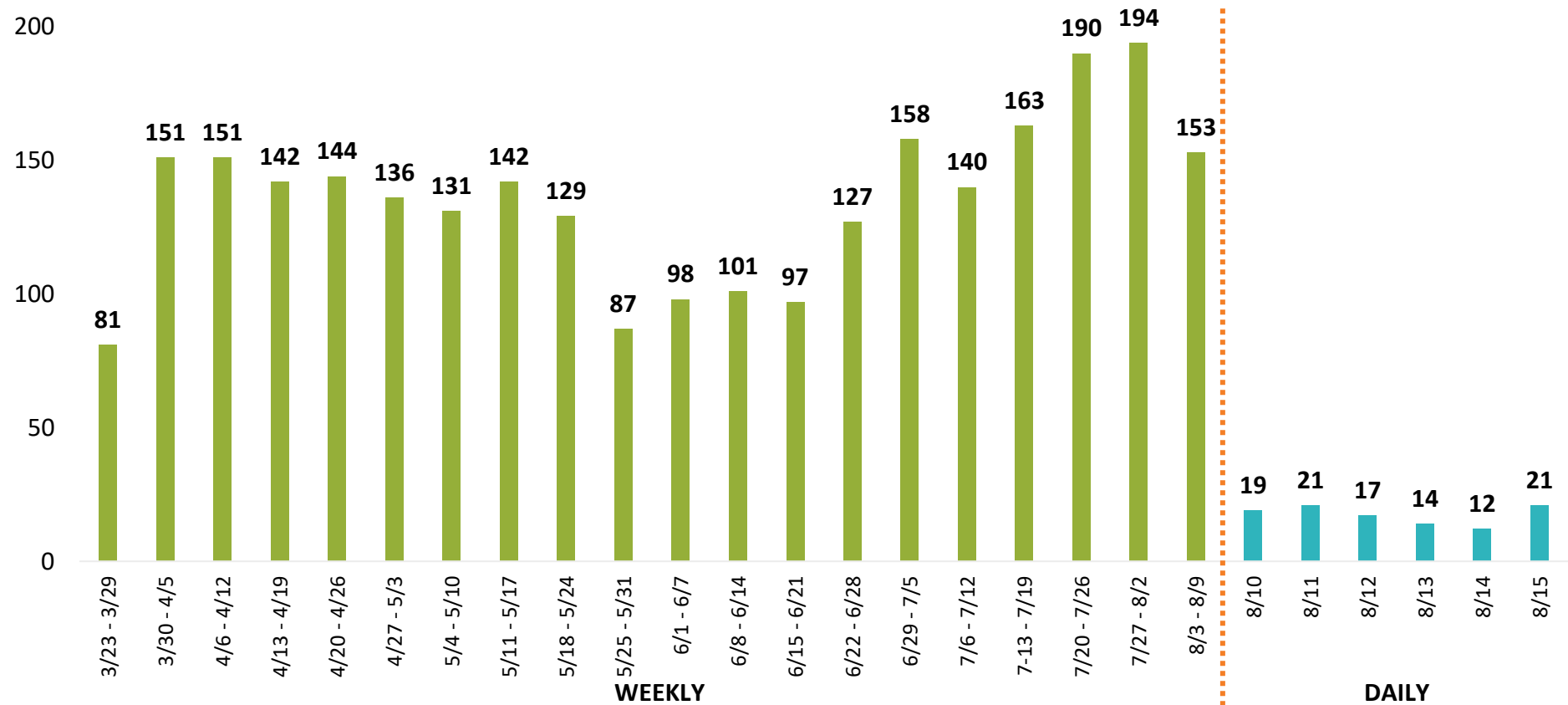
Data available at: <https://sdgis-sandag.opendata.arcgis.com/>

Prepared by County of San Diego, Emergency Operations Center, 8/16/2020

# COVID-19 Confirmed Hospitalizations by Date Reported



## COVID-19 Confirmed Hospitalizations Among San Diego County Residents New Hospitalizations by Date Reported Total Number of Hospitalizations = 2,856



Data are preliminary and subject to change; among San Diego County residents, except data prior to 3/25/2020 includes both San Diego County residents and non-residents

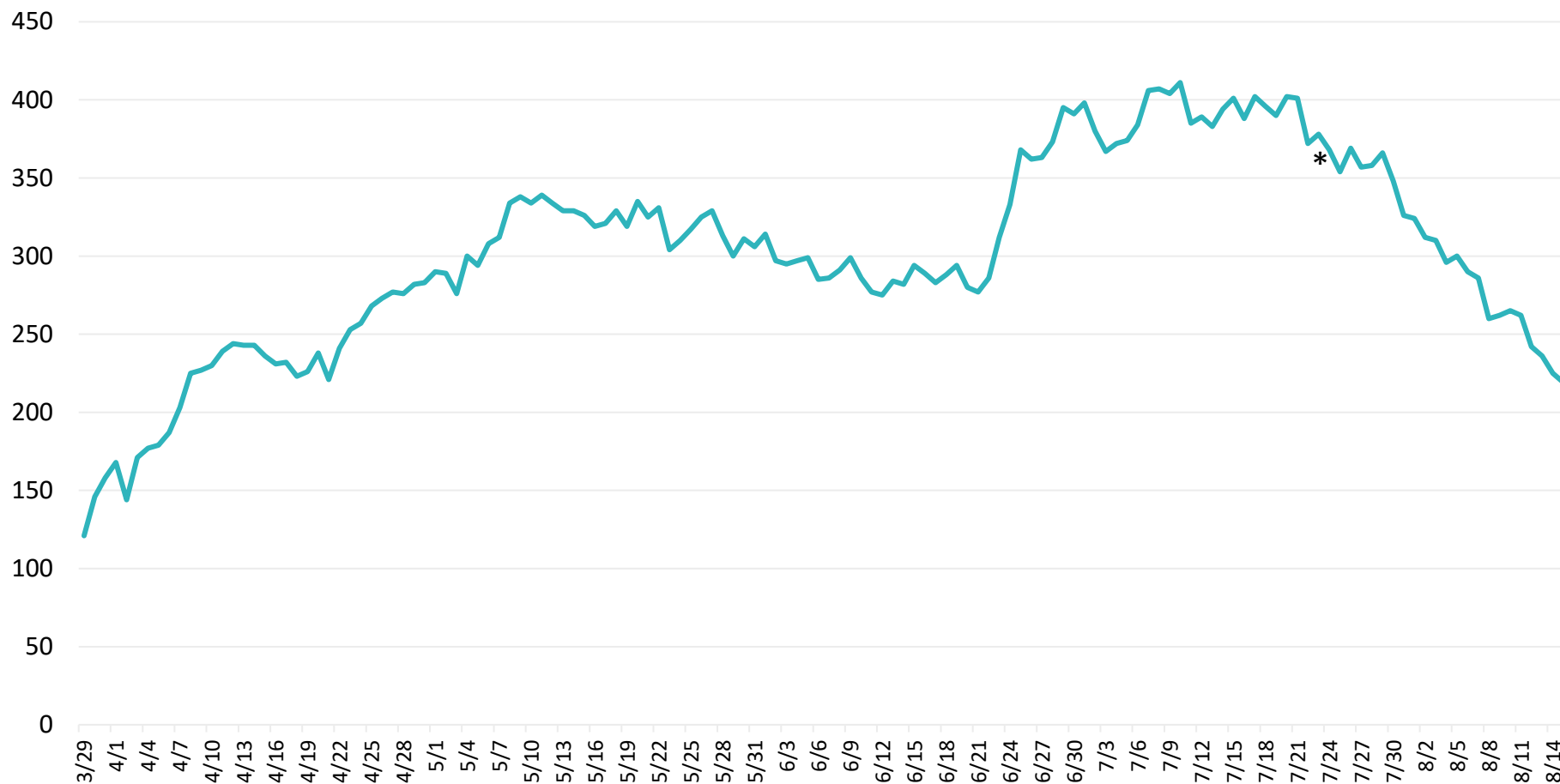
Data available at: <https://sdgis-sandag.opendata.arcgis.com/>

Prepared by County of San Diego, Emergency Operations Center, 8/16/2020

# COVID-19 Confirmed Hospital Census



## COVID-19 Confirmed Hospitalized Patients



Data are preliminary and subject to change; data through 7/30 from State of California Health and Human Services Open Data; data starting 7/31 from hospitals reporting directly to County of San Diego; census for non-federal hospitals; includes both San Diego County residents and non-residents

\*7/22-7/24, 7/27 State changed data source and missing data replaced with data reported directly to County of San Diego

Prepared by County of San Diego, Emergency Operations Center, 8/16/2020

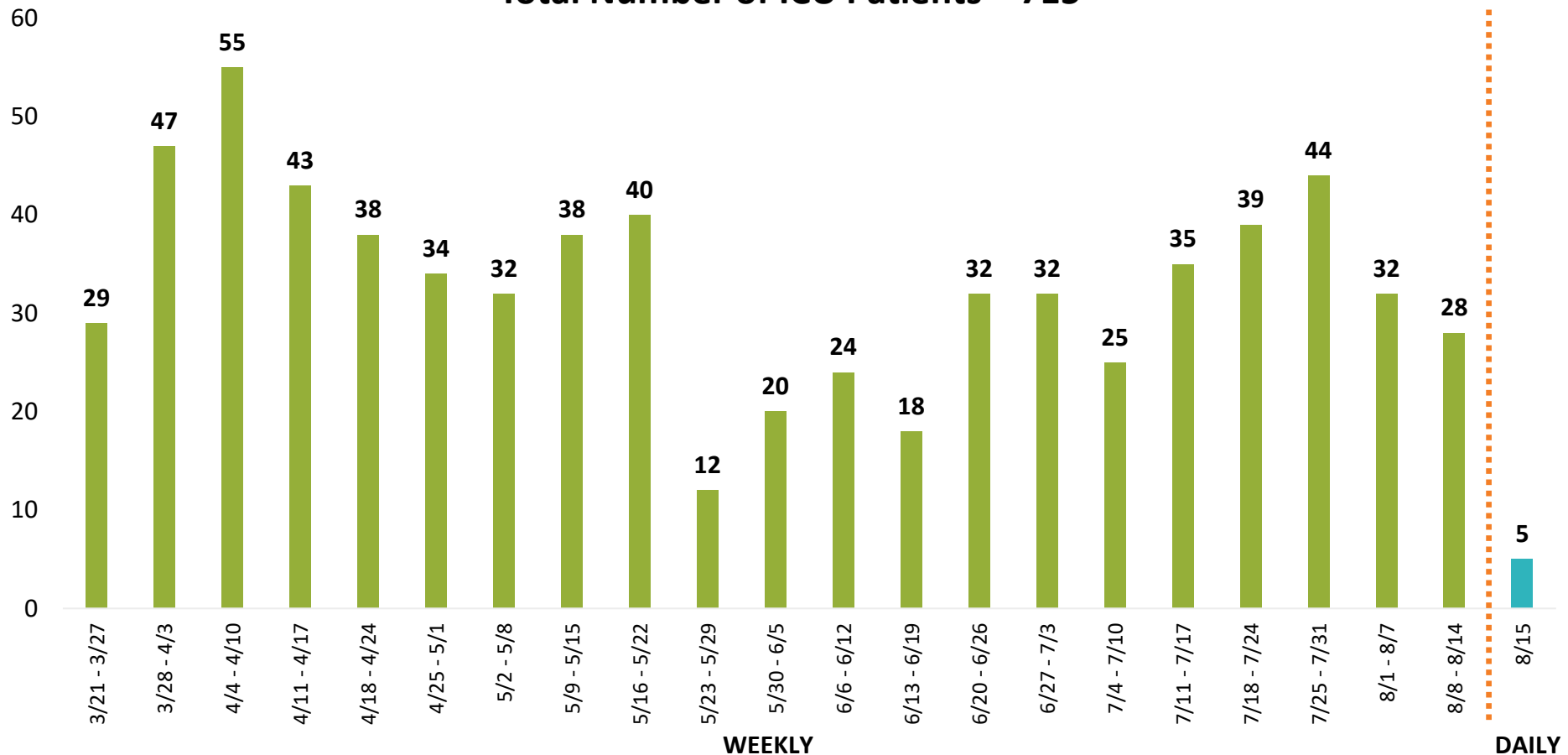
# COVID-19 Confirmed ICU Patients by Date Reported



## COVID-19 Confirmed ICU Patients Among San Diego County Residents

### New ICU Patients by Date Reported

Total Number of ICU Patients = 715



Data are preliminary and subject to change; among San Diego County residents, except data prior to 3/25/2020 includes both San Diego County residents and non-residents

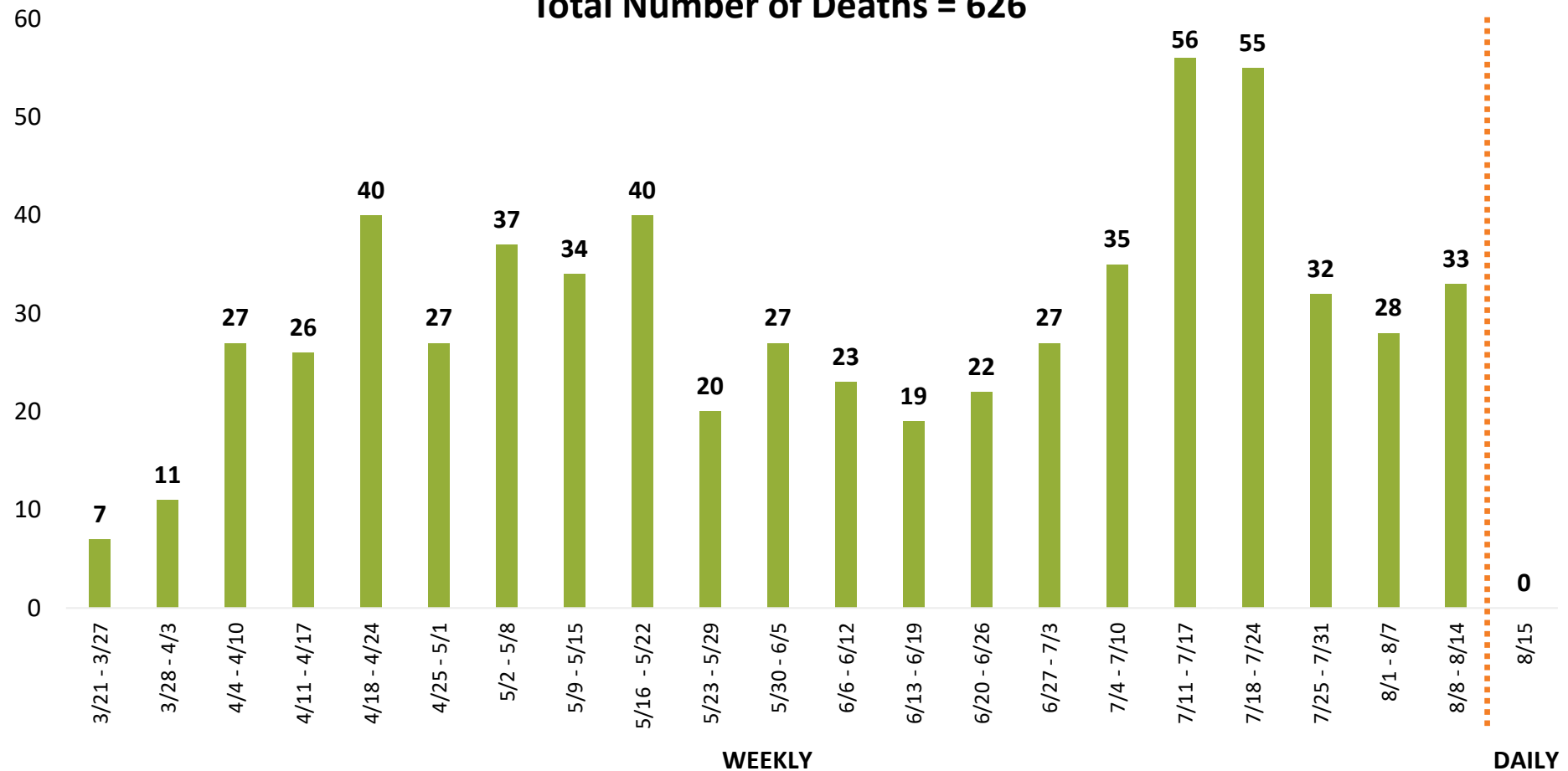
Data available at: <https://sdgis-sandag.opendata.arcgis.com/>

Prepared by County of San Diego, Emergency Operations Center, 8/16/2020

# COVID-19 Deaths by Report Date



## COVID-19 Associated Deaths by Report Date Among San Diego County Residents Total Number of Deaths = 626



Data are preliminary and subject to change

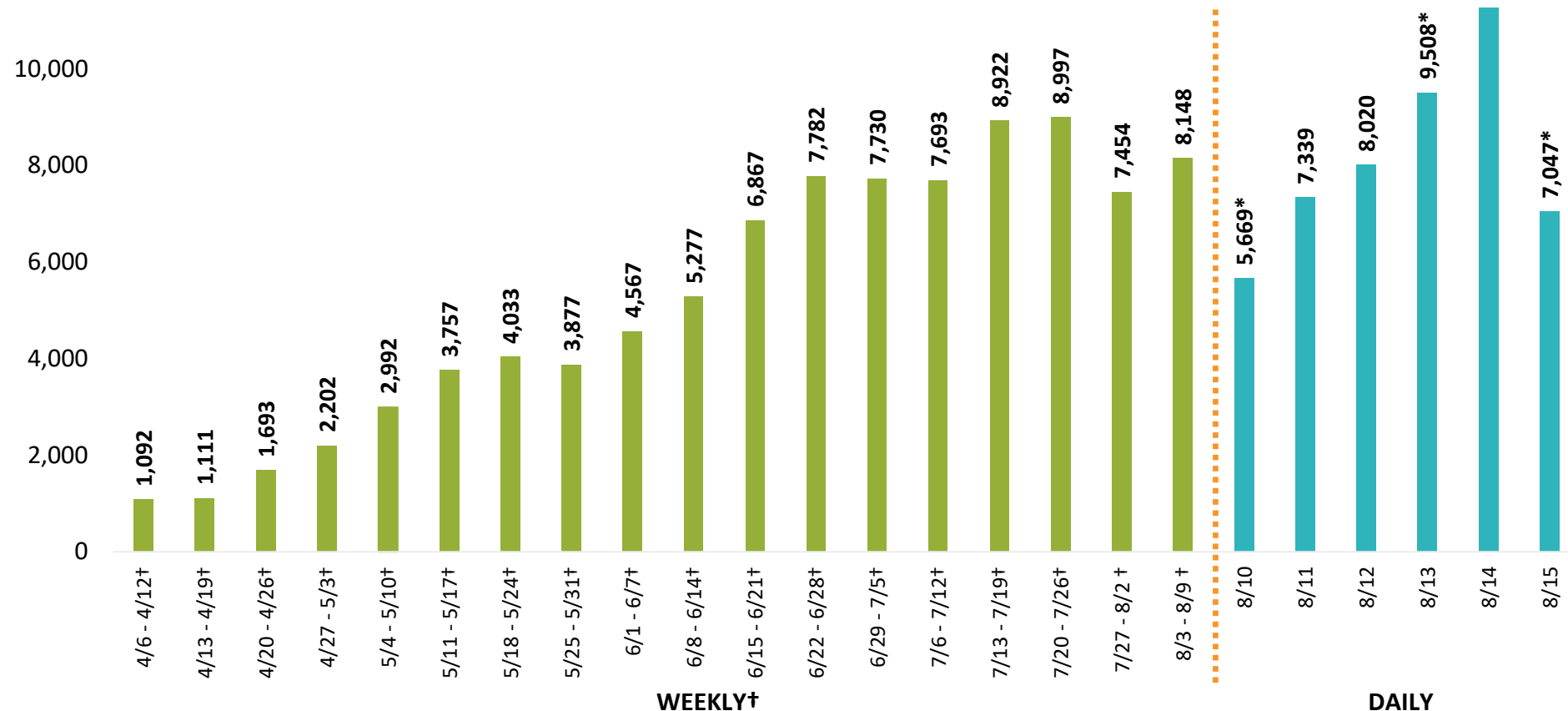
Prepared by County of San Diego, Emergency Operations Center, 8/16/2020

# COVID-19 Tests by Date Reported



## Daily Average by Week and Daily Number of COVID-19 Tests in San Diego County by Date Reported

Total Number of Reported Tests = 726,704



Data are preliminary and subject to change; includes both San Diego County residents and non-residents; †daily average; \*received batch of prior tests

Data available at: <https://sdgis-sandag.opendata.arcgis.com/>

Prepared by County of San Diego, Emergency Operations Center, 8/16/2020



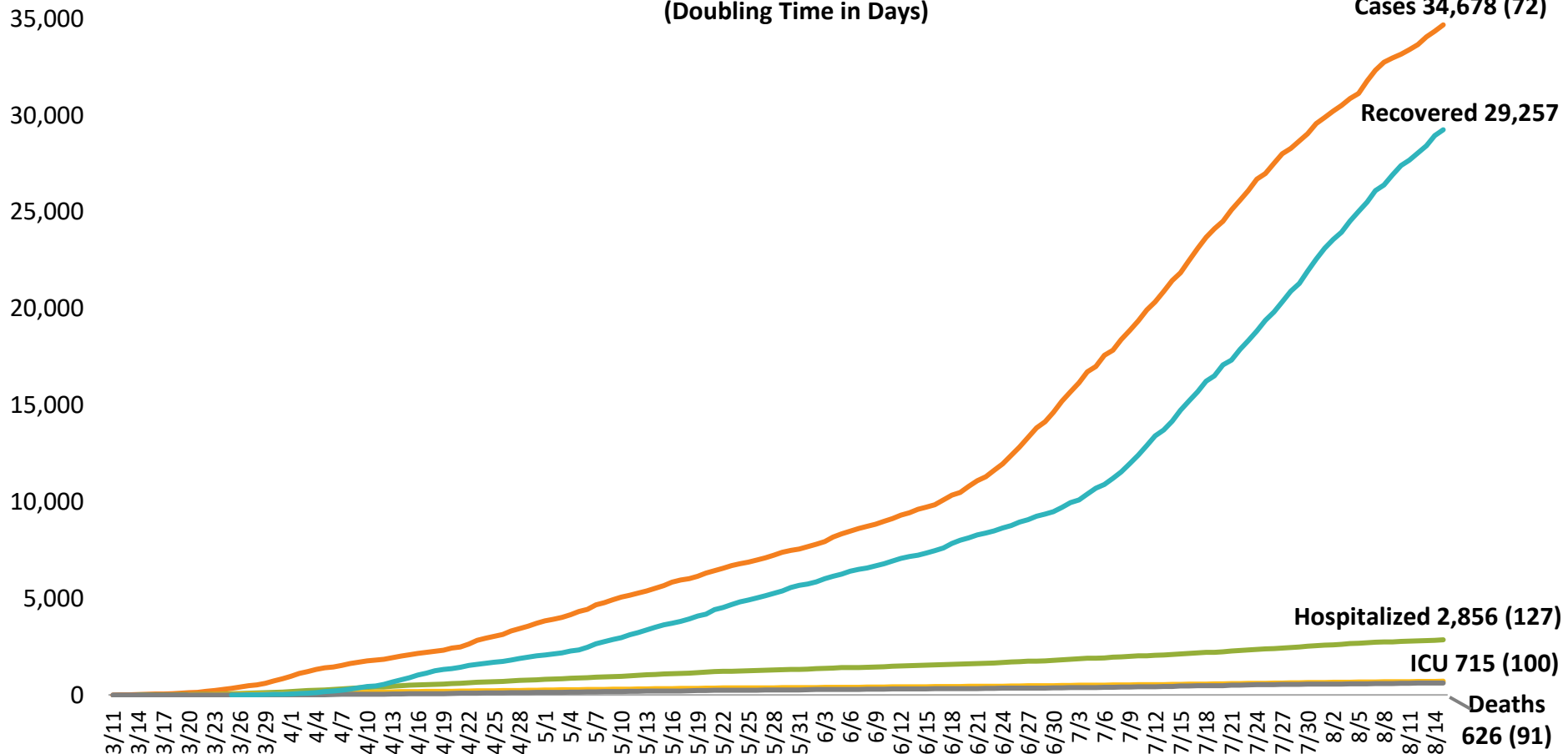
# COVID-19 Totals and Doubling Time



## Totals Since 2/14/2020 and Doubling Time by Date Reported

Cases Hospitalized ICU Deaths Recovered

(Doubling Time in Days)



Data are preliminary and subject to change; data prior to 3/25/2020 includes both San Diego County residents and non-residents; doubling time calculated for a 5-day time period

Prepared by County of San Diego, Emergency Operations Center, 8/16/2020