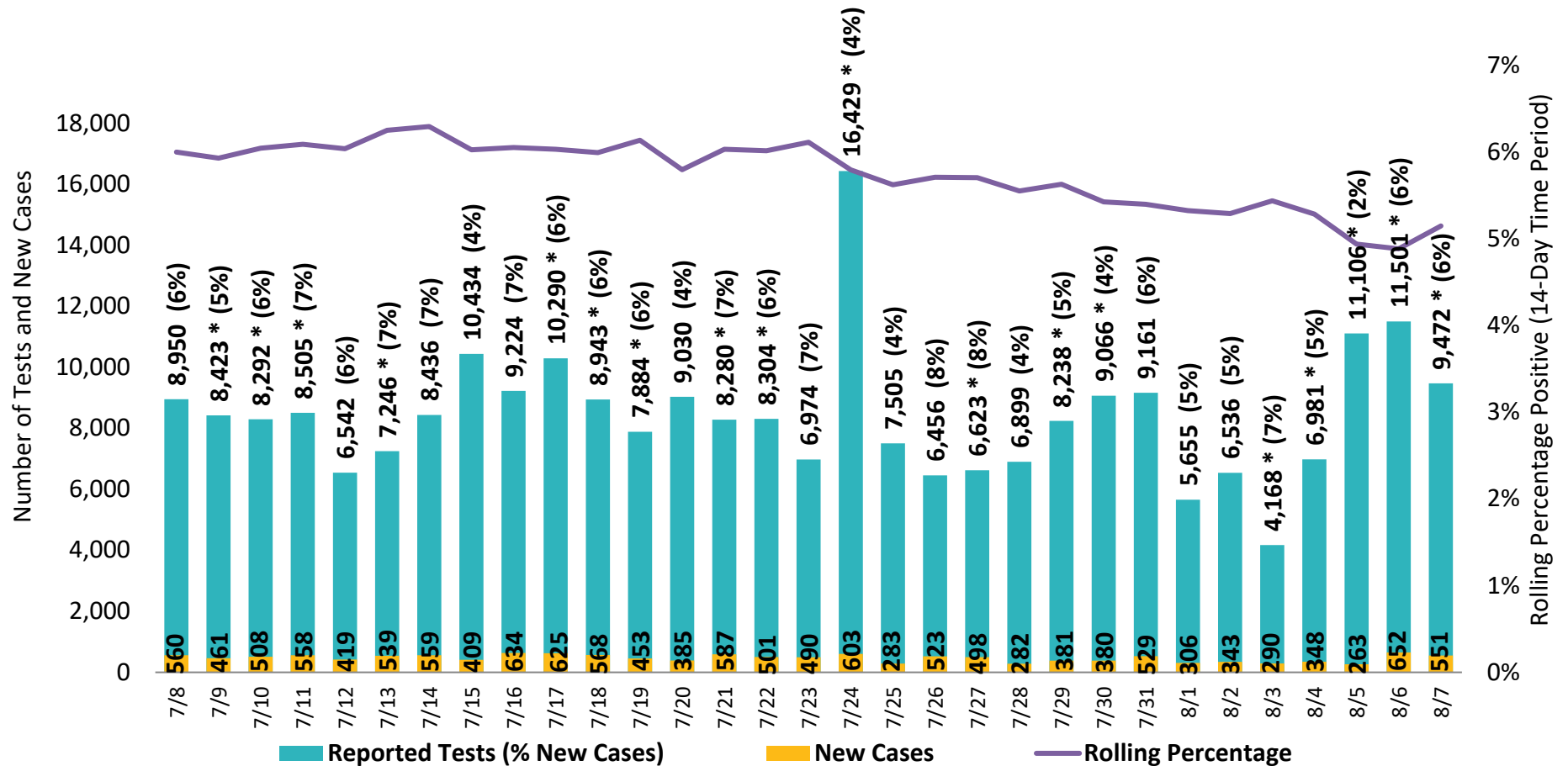


COVID-19 Percentage Positive



Percentage of Positive COVID-19 Cases Among Tests by Date Reported
Total Number of Cases = 32,330



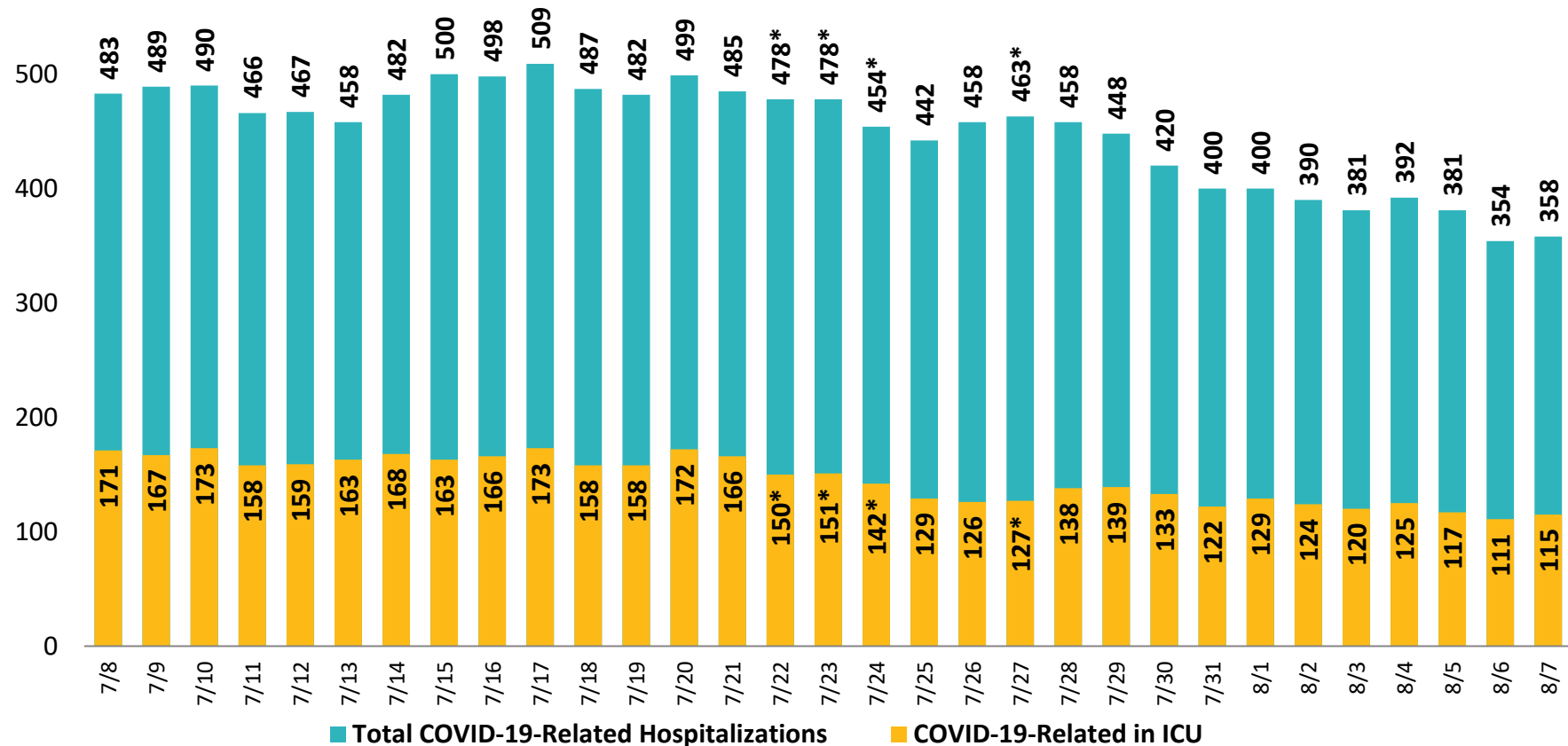
Data are preliminary and subject to change; numerator: cases among San Diego County residents; denominator: all tests including San Diego County residents and non-residents; *received batch of prior tests; rolling average percentage for 14-day time period; total number of tests = 664,047; 8/7/2020 rolling average = 5.1%

Prepared by County of San Diego, Emergency Operations Center, 8/8/2020

COVID-19 Hospital Census



COVID-19 Hospital Daily Census in San Diego County Includes Cases and Suspect COVID-19 Patients



Data are preliminary and subject to change; data through 7/30 from State of California Health and Human Services Open Data; data starting 7/31 from hospitals reporting directly to County of San Diego; census for San Diego County non-federal hospitals; includes cases and suspect COVID-19 patients for San Diego County residents and non-residents

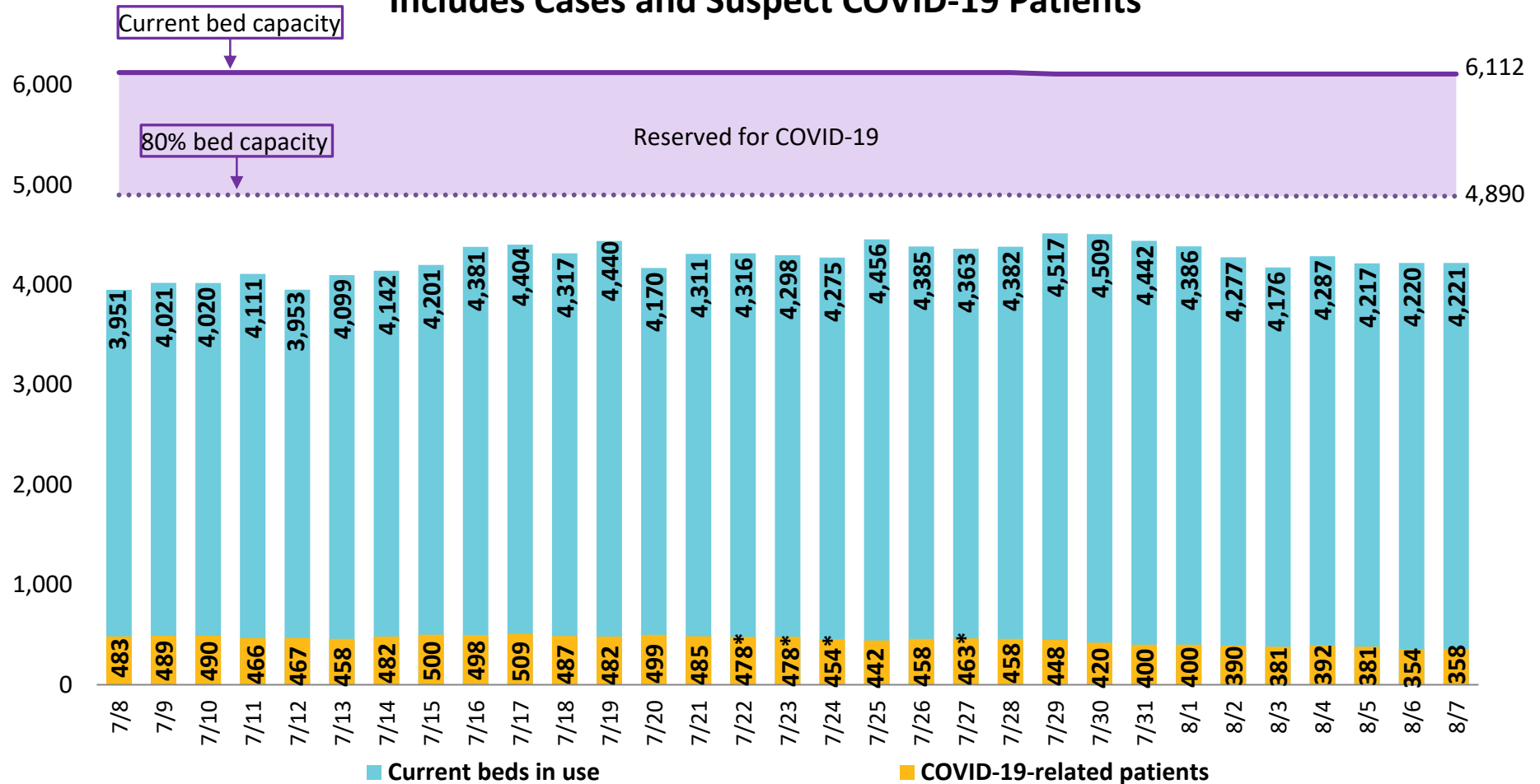
*State changed data source and missing data replaced with data reported directly to County of San Diego

Prepared by County of San Diego, Emergency Operations Center, 8/8/2020

COVID-19 Daily Hospital Bed Census



COVID-19 Daily Hospital Census, San Diego County Includes Cases and Suspect COVID-19 Patients

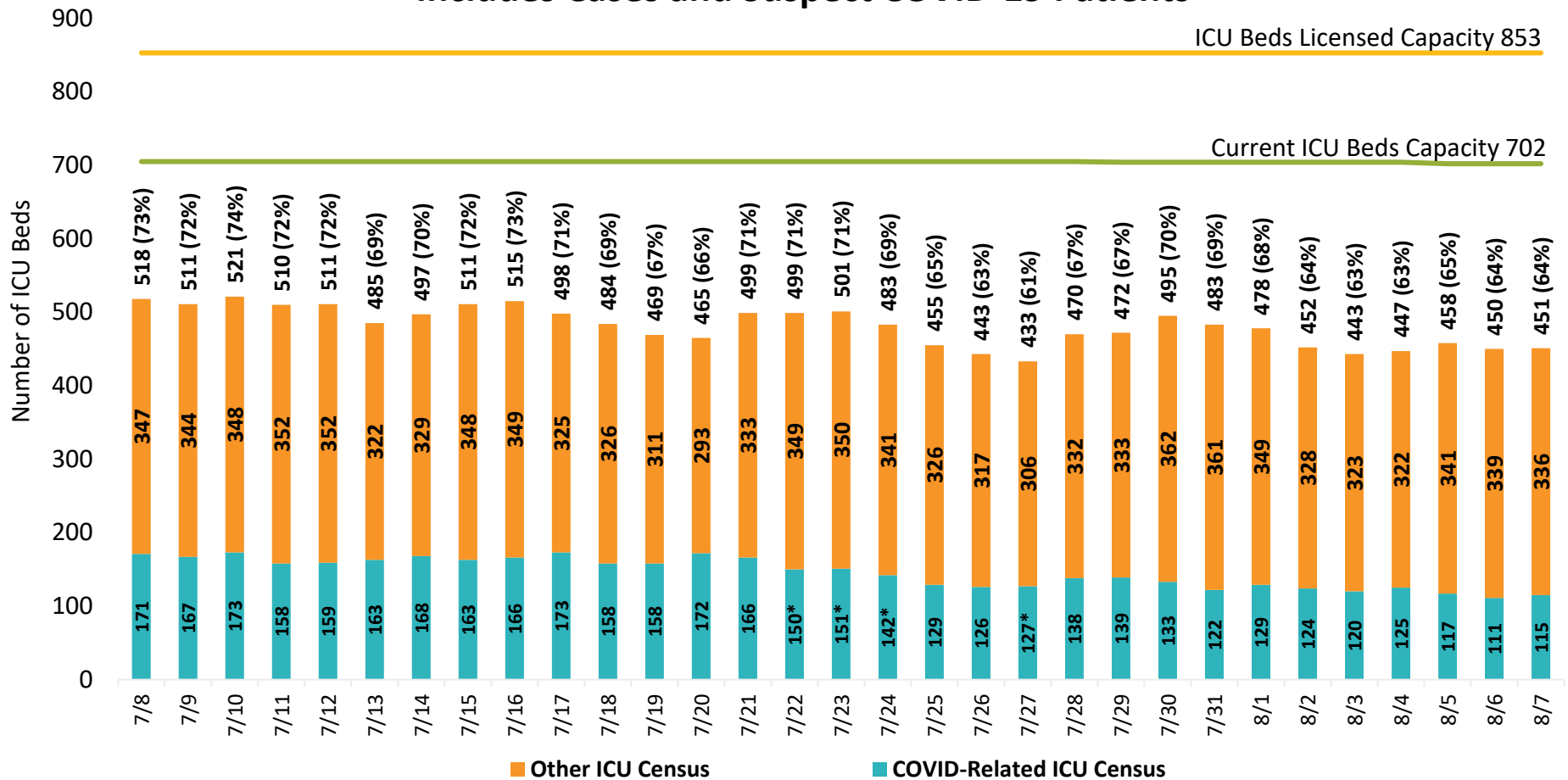


Data are preliminary and subject to change; data through 7/30 for COVID-19-related patients from State of California Health and Human Services Open Data and include cases and suspect patients for non-federal hospitals for San Diego County residents and non-residents; data starting 7/31 from hospitals reporting directly to the County of San Diego; current bed capacity for non-federal hospitals in San Diego County; *State changed data source and missing data replaced with data reported directly to County of San Diego. Prepared by County of San Diego, Emergency Operations Center, 8/8/2020

ICU Bed Occupancy and Capacity



COVID-19 Daily ICU Bed Occupancy and Capacity, San Diego County Includes Cases and Suspect COVID-19 Patients

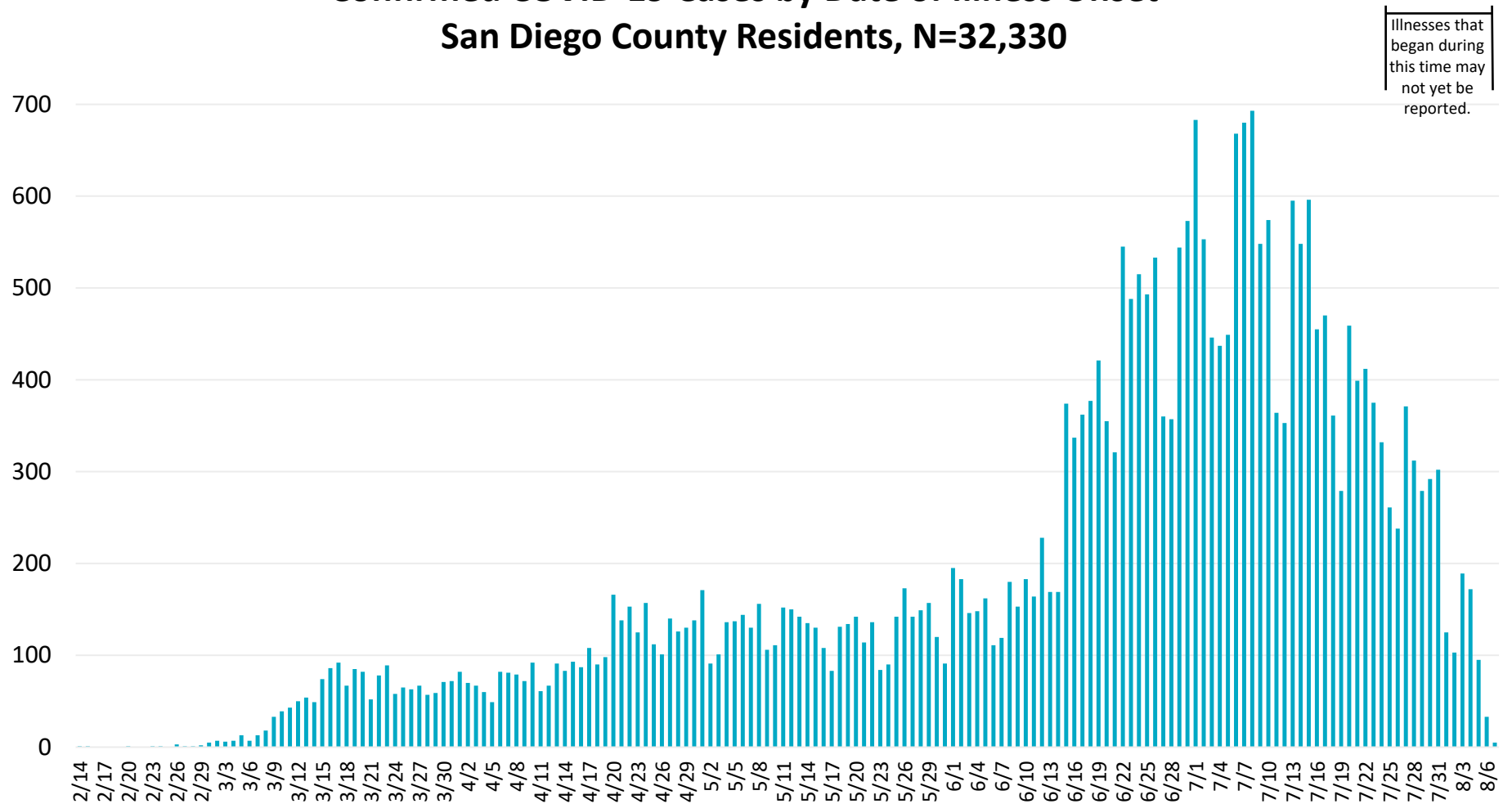


Data are preliminary and subject to change; data through 7/30 for COVID-19-related patients from State of California Health and Human Services Open Data and include cases and suspect patients for San Diego County residents and non-residents; data starting 7/31 from hospitals reporting directly to County of San Diego; current ICU bed capacity for beds on site; all data for non-federal hospitals in San Diego County; *State changed data source and missing data replaced with data reported directly to County of San Diego. Prepared by County of San Diego, Emergency Operations Center, 8/8/2020

COVID-19 Cases in San Diego County by Illness Onset Date



Confirmed COVID-19 Cases by Date of Illness Onset*
San Diego County Residents, N=32,330



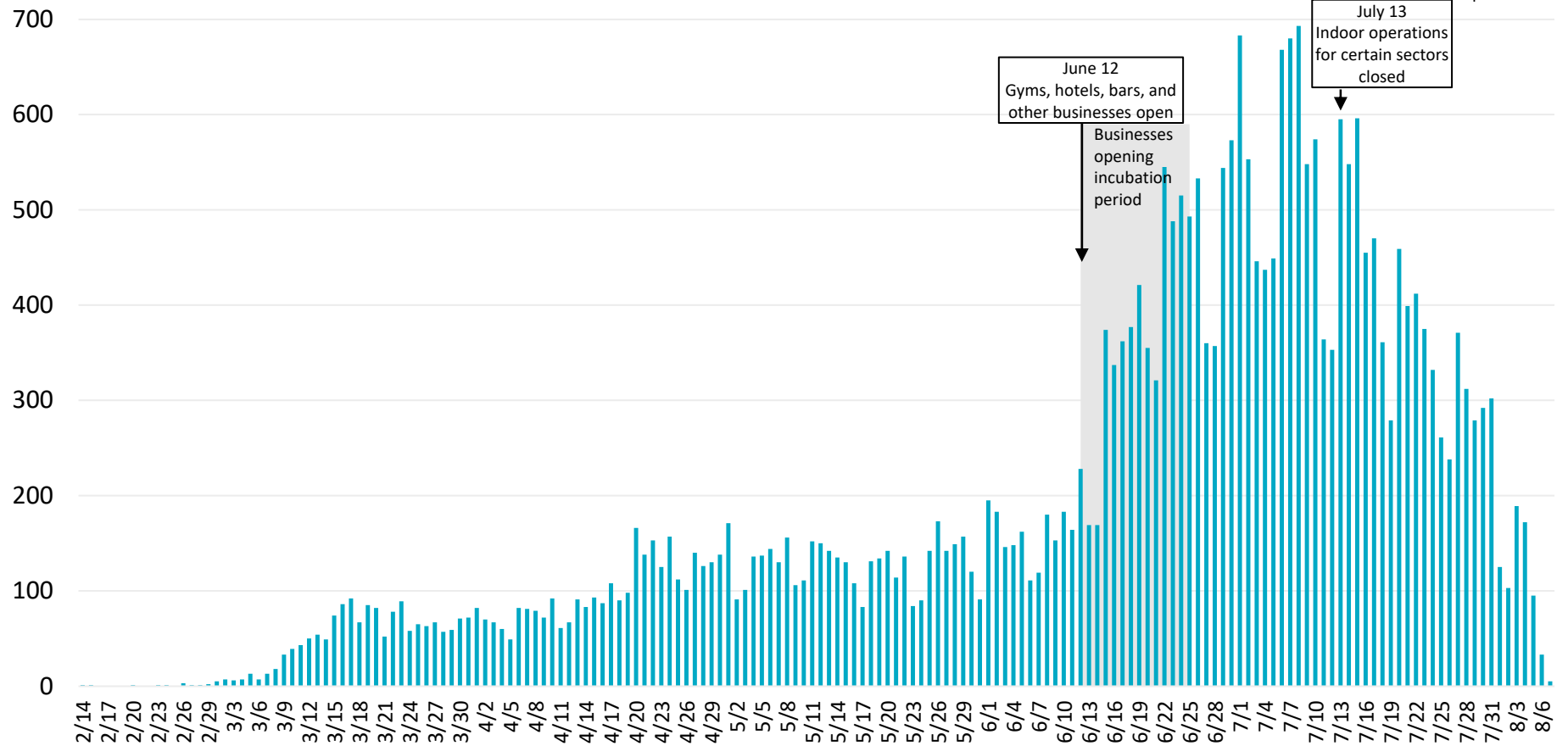
Data are preliminary and subject to change; *if case did not have symptoms or illness onset date is unavailable, the earliest of specimen collection date, date of death, or date reported is used instead

Prepared by County of San Diego, Emergency Operation Center, 8/8/2020

COVID-19 Cases in San Diego County by Illness Onset Date



Confirmed COVID-19 Cases by Date of Illness Onset*
San Diego County Residents, N=32,330
















Data are preliminary and subject to change; *if case did not have symptoms or illness onset date is unavailable, the earliest of specimen collection date, date of death, or date reported is used instead

Prepared by County of San Diego, Emergency Operation Center, 8/8/2020

Triggers Dashboard

Date Updated: August 8, 2020



Epidemiology (Surveillance)	Healthcare (Hospital Capacity)	Public Health (Response)
<p>1. Case Rate (>100)†</p> <p>County:111.6 </p> <p>State:109.7</p>	<p>5. Hospital Capacity (80%+)</p> <p>69% </p>	<p>10. Testing Positivity (8%+)</p> <p>5.5% </p>
<p>2. Community Outbreaks* (7+)</p> <p>20 </p>	<p>6. Increasing Hospitalizations (>10%)</p> <p>-5.8% </p>	<p>11. Case Investigation (≤70%)</p> <p>88% </p>
<p>3. COVID-19 Syndromic (upward)</p> <p>2% </p>	<p>7. ICU Capacity* (<20%)</p> <p>36% </p>	<p>12. Contact Tracing (≤70%)</p> <p>90% </p>
<p>4. Influenza-Like Illness (upward)</p> <p>2% </p>	<p>8. Limited Ventilator Capacity (<25%)</p> <p>48% </p>	<p>13. Homeless Population (<15%)</p> <p>38% </p>
	<p>9. PPE Supply* (≤50%)</p> <p>80% </p>	

* Health Officer Order will be modified when any of the following three criteria are met: 2. Community Outbreaks, 7. ICU Capacity, 9. PPE Supply, or one or more of the remaining criteria in at least two of the three categories is met: Epidemiology (Surveillance), Healthcare (Hospital Capacity), Public Health (Response)

†County = calculated with County of San Diego data and State = calculated by the State. Prepared by County of San Diego, Emergency Operations Center, 8/8/2020

State Monitoring Metrics



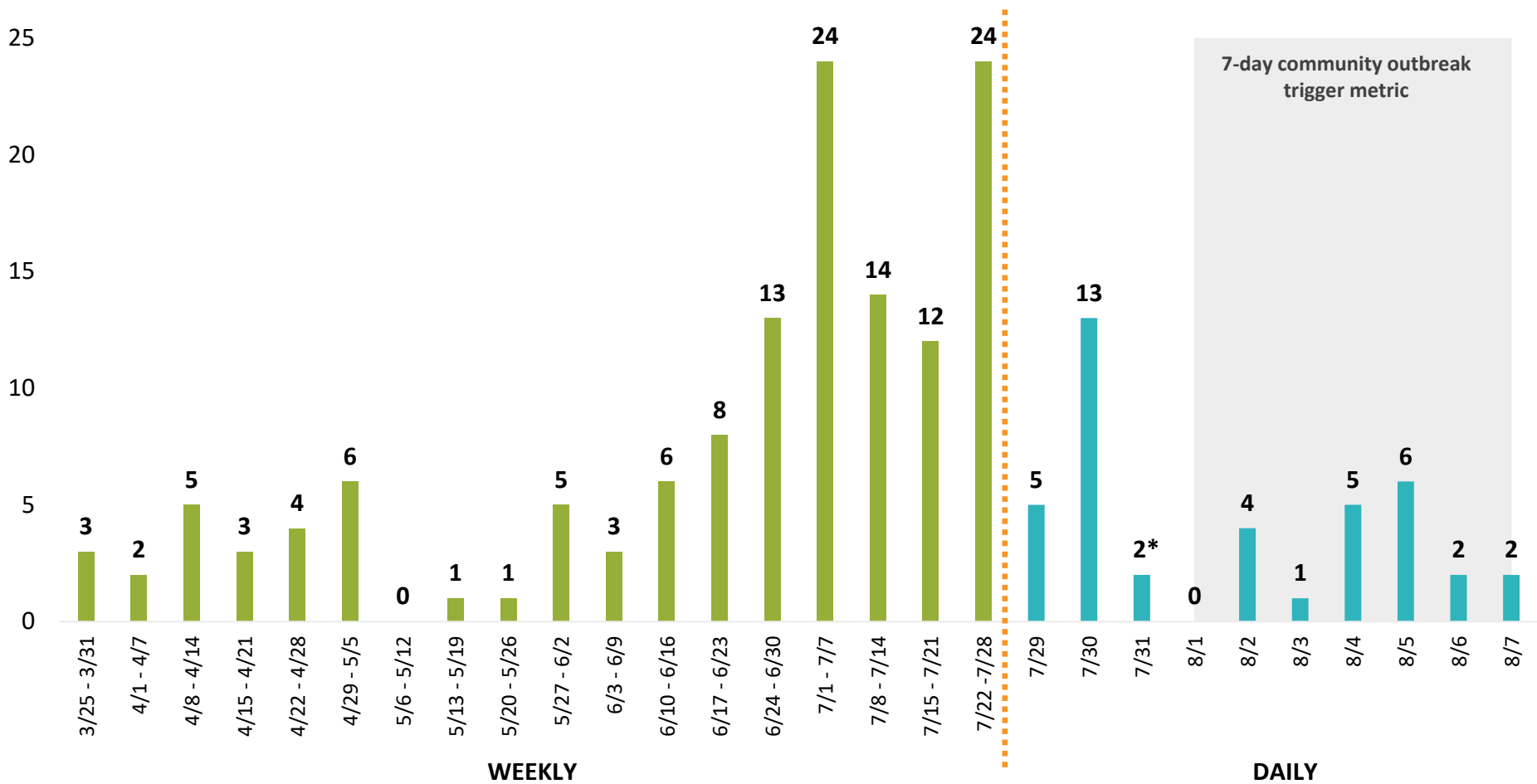
	Avg # tests per day (per 100,000 population) (7-day avg with a 7-day lag)*	Case rate per 100,000 (14 days)	% Testing positivity (7-day average with a 7-day lag)*	% Change in 3-day avg COVID+ hospitalized patients	% ICU beds currently available	% Ventilators currently available
Threshold	<150	Case rate: >100 or >25 and >8% positivity		>10% Increase	<20% ICU Beds or <25% Ventilators Available	
Report Date: 8/8/2020	210.5*	109.7	5.5%*	-5.8%	35.0%	71.0%
Report Date: 8/7/2020	212.4*	110.0	5.5%*	-2.4%	34.5%	69.1%
Report Date: 8/6/2020	210.8*	112.4	5.5%*	0.6%	21.6%	63.7%
Report Date: 8/5/2020	209.2*	105.7	5.6%*	0.6%	21.6%	63.7%
Report Date: 8/4/2020	211.2*	114.9	5.9%*	0.6%	21.6%	63.7%
Report Date: 8/3/2020	213.5*	118.2	6.1%*	0.6%	21.6%	63.7%
Report Date: 8/2/2020	216.1*	120.4	6.1%*	0.6%	21.6%	63.7%

*Data are preliminary and subject to change; data from California Department of Public Health except test data; *test metrics calculated using San Diego County data 7/23-8/6 hospitalization and healthcare capacity metrics frozen by the State from 7/22 due to State changes in source data; State froze case rate metric from 7/30 on their website due to test data issues. Prepared by County of San Diego, Emergency Operations Center, 8/8/2020*

COVID-19 Community Outbreaks by Date Outbreak Confirmed

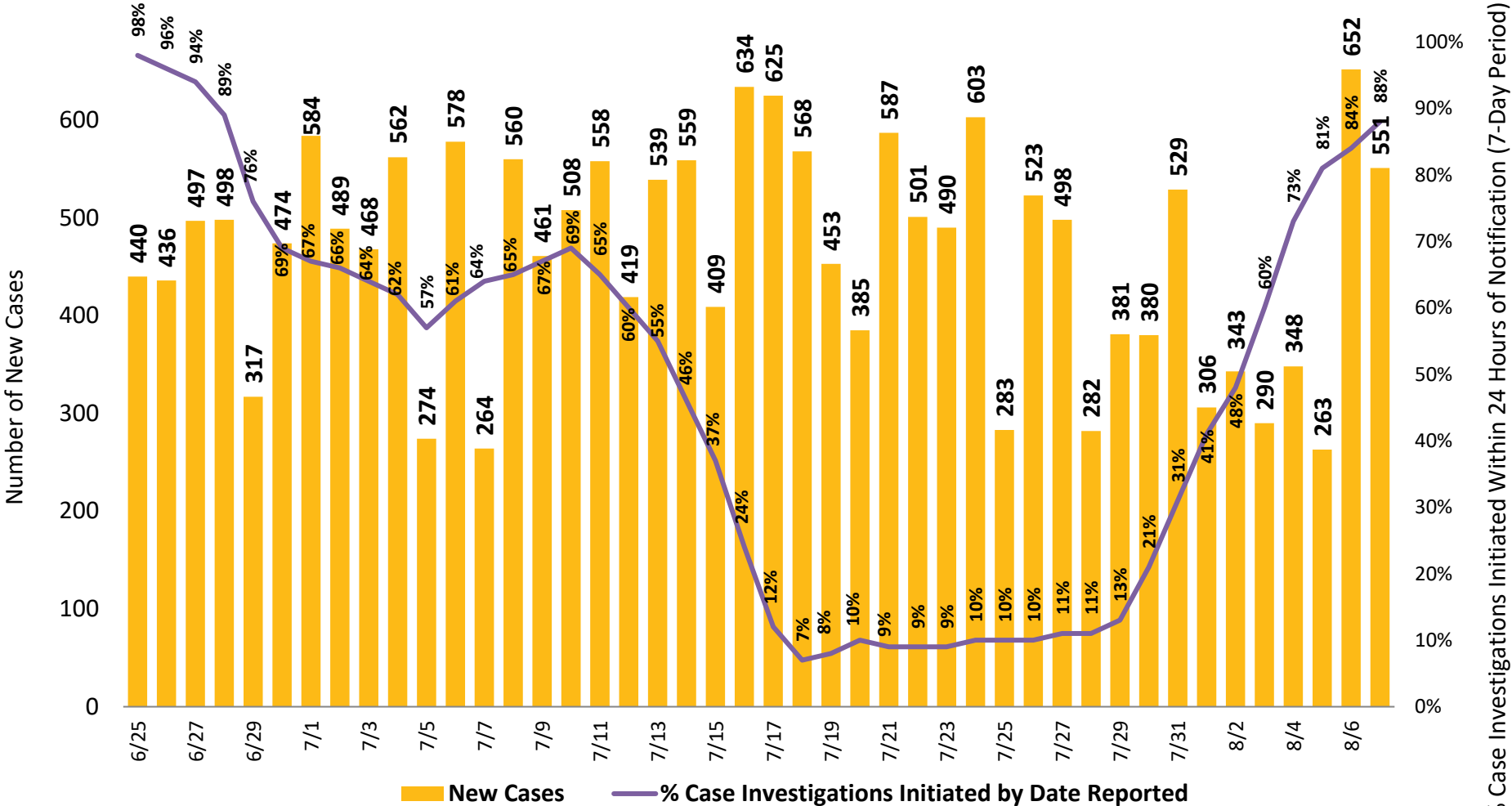


COVID-19 Community Outbreaks by Date Outbreak Confirmed Total Number of Community Outbreaks = 174



Data are preliminary and subject to change; *7/31 – one previously reported outbreak was removed for not meeting outbreak definition.
Prepared by County of San Diego, Emergency Operations Center, 8/8/2020

Positive Cases & Case Investigation Trigger

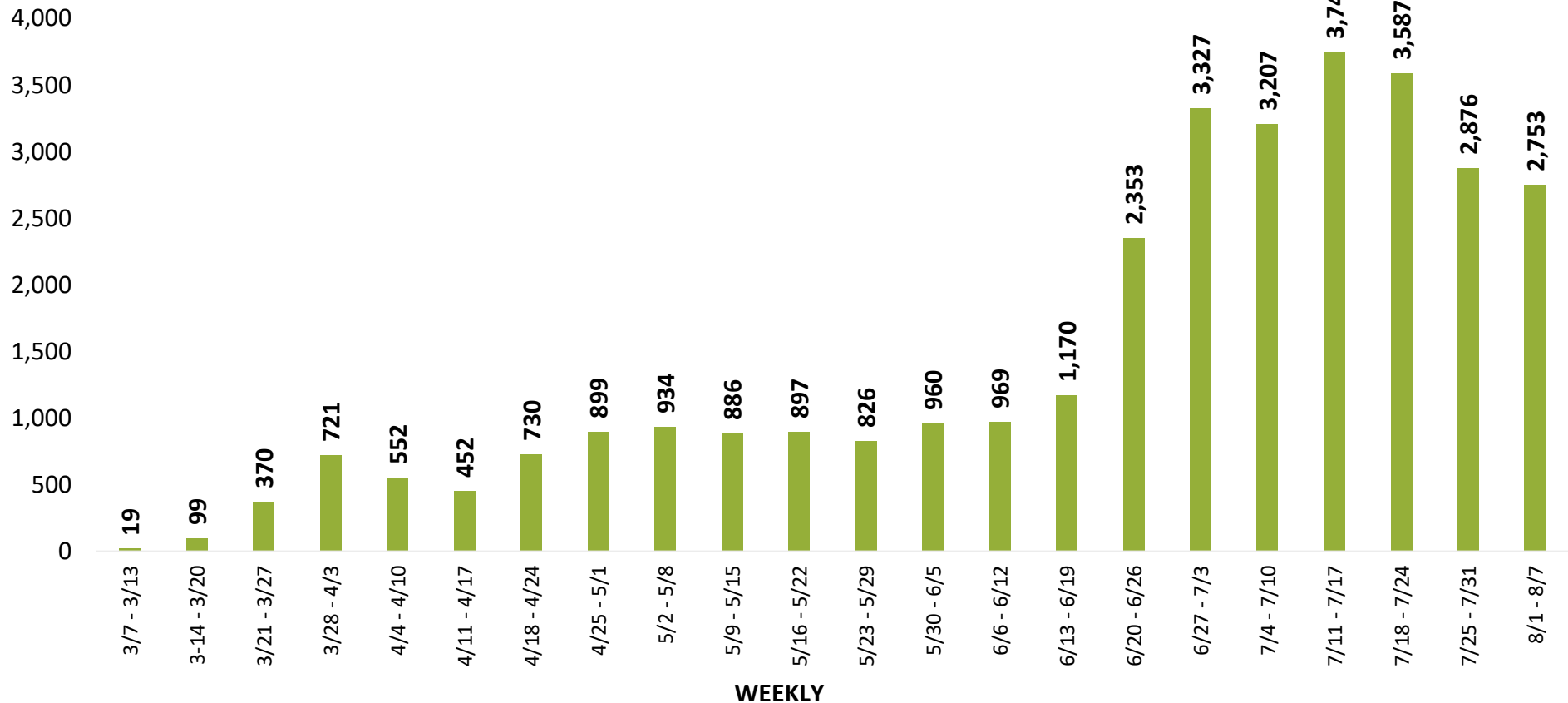


Data are preliminary and subject to change; cases among San Diego County residents
 Prepared by County of San Diego, Emergency Operations Center, 8/8/2020

COVID-19 Cases by Date Reported



COVID-19 Cases Among San Diego County Residents New Cases by Date Reported Total Number of Cases = 32,330

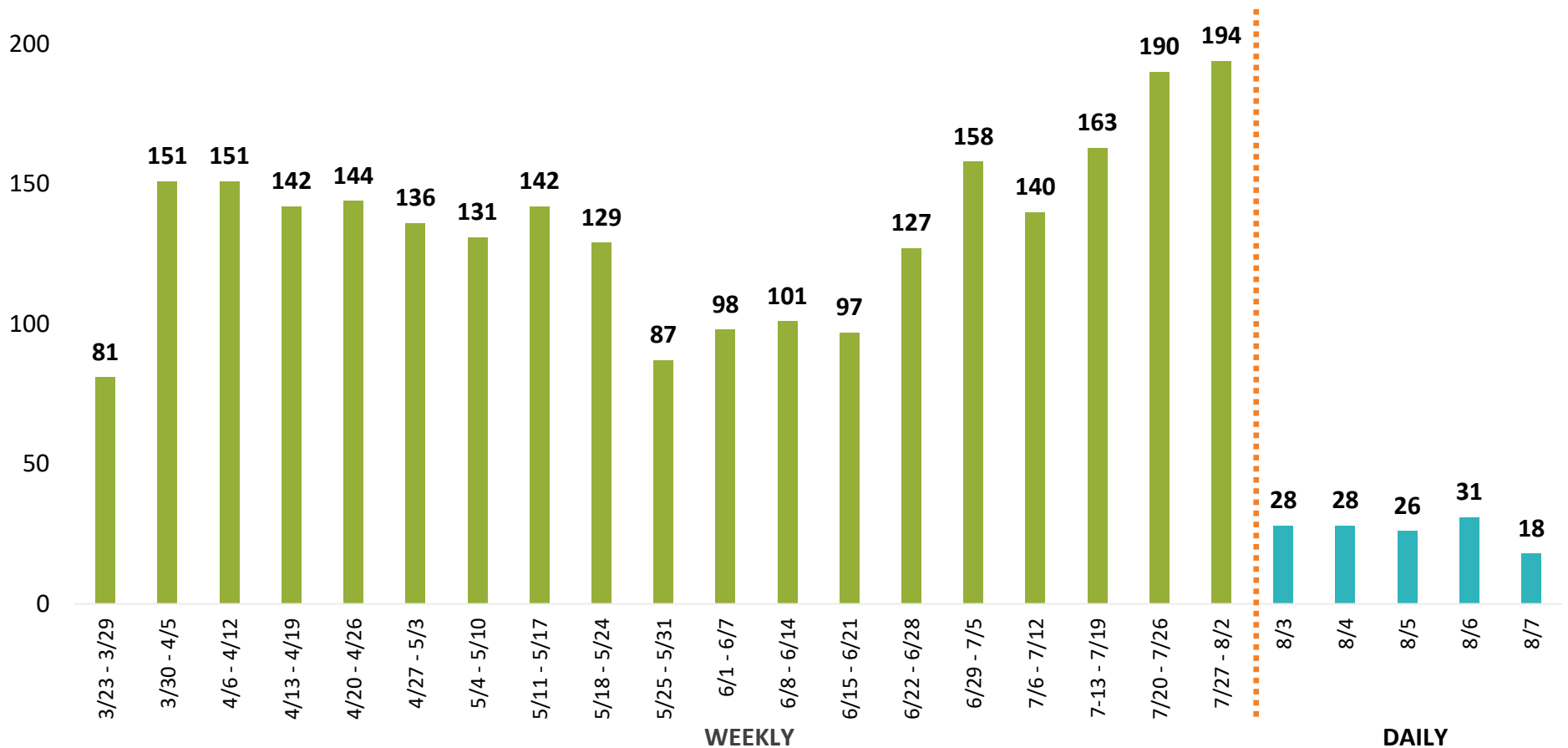


Data are preliminary and subject to change; prior weeks by week reported (green bars); most current week by date reported (blue bars)
Data available at: <https://sdgis-sandag.opendata.arcgis.com/>
Prepared by County of San Diego, Emergency Operations Center, 8/8/2020

COVID-19 Confirmed Hospitalizations by Date Reported



COVID-19 Confirmed Hospitalizations Among San Diego County Residents New Hospitalizations by Date Reported Total Number of Hospitalizations = 2,730

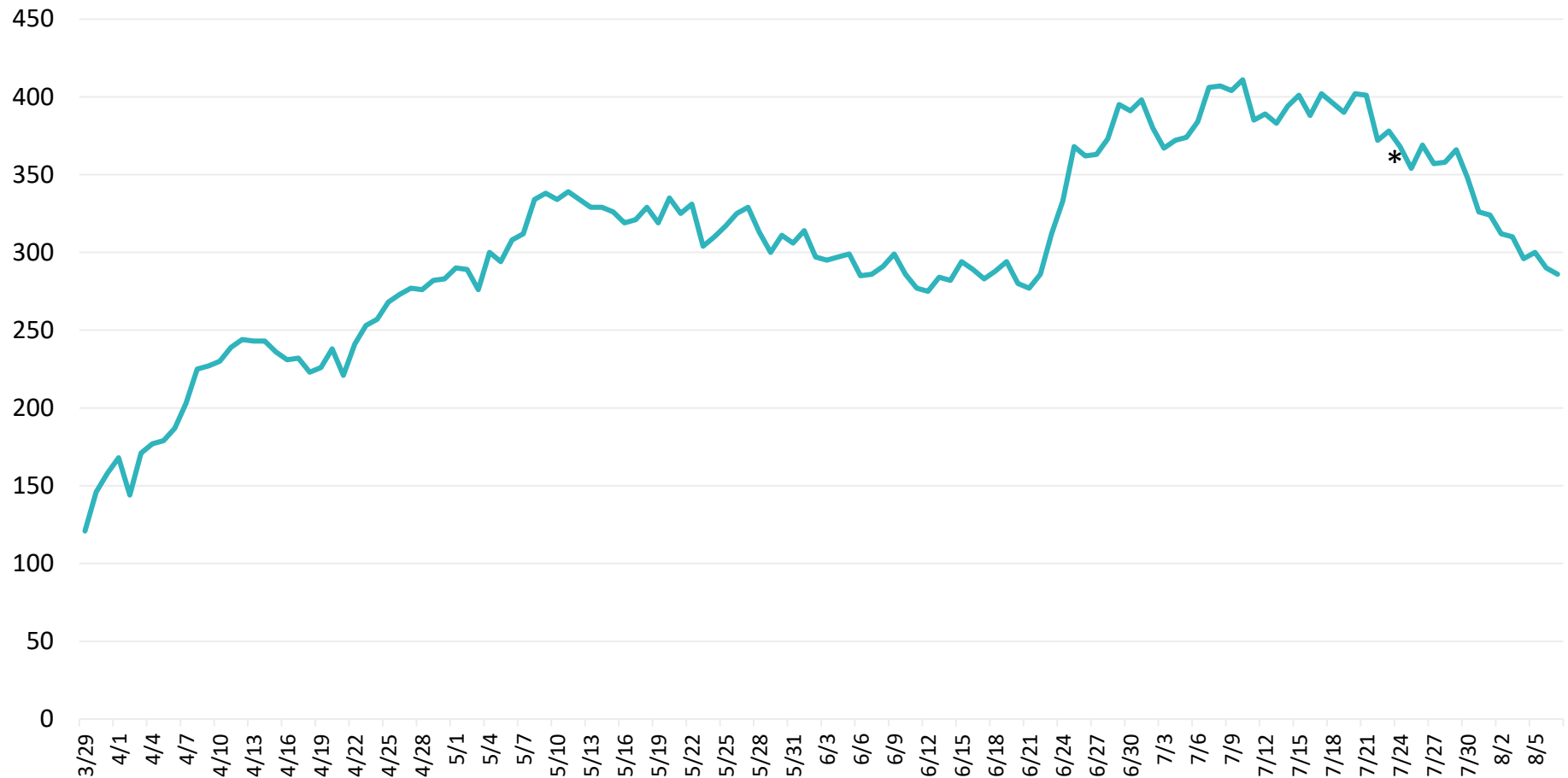


Data are preliminary and subject to change; among San Diego County residents, except data prior to 3/25/2020 includes both San Diego County residents and non-residents
 Data available at: <https://sdgis-sandag.opendata.arcgis.com/>
 Prepared by County of San Diego, Emergency Operations Center, 8/8/2020

COVID-19 Confirmed Hospital Census



COVID-19 Confirmed Hospitalized Patients



Data are preliminary and subject to change; data through 7/30 from State of California Health and Human Services Open Data; data starting 7/31 from hospitals reporting directly to County of San Diego; census for non-federal hospitals; includes both San Diego County residents and non-residents

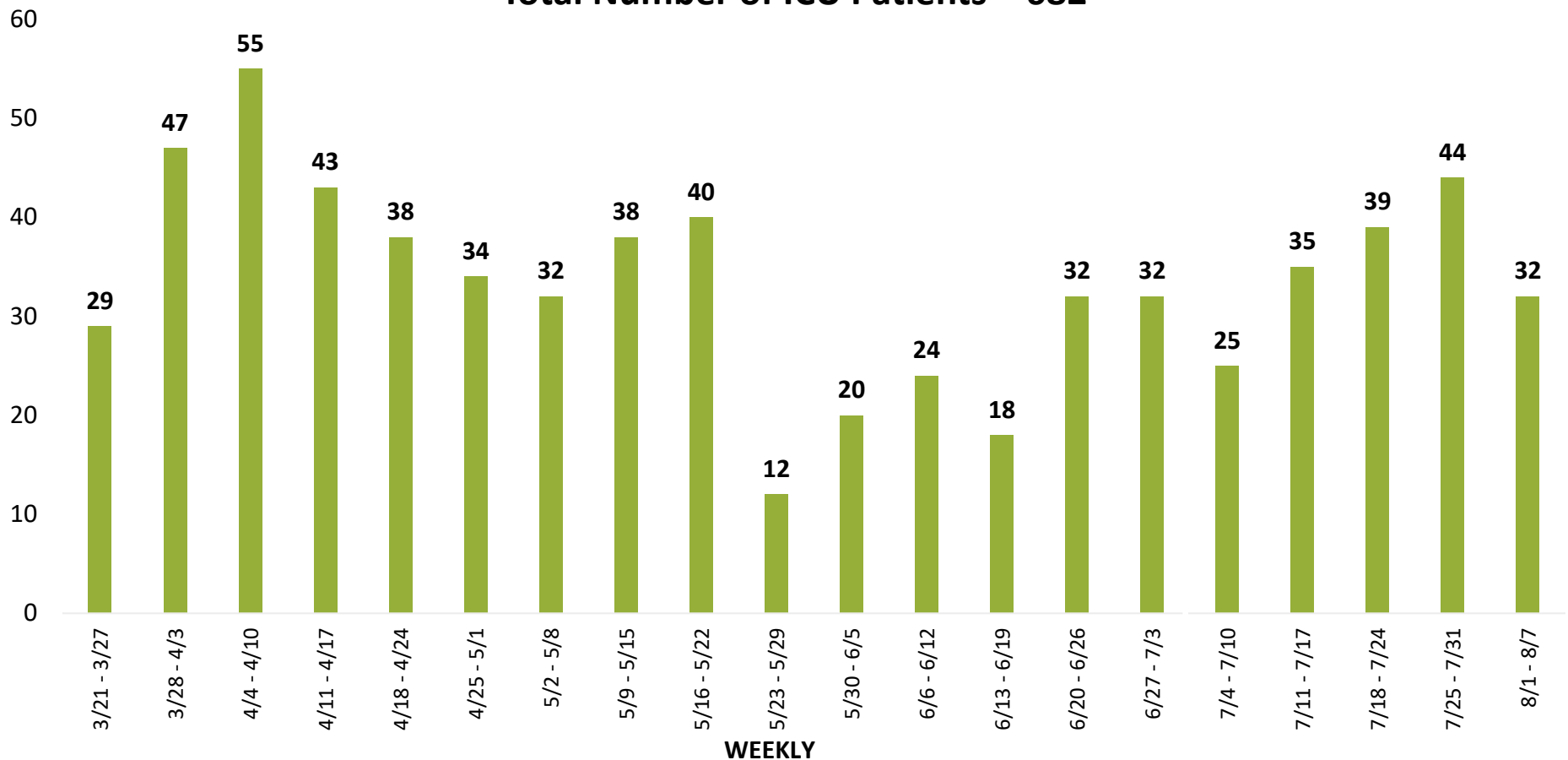
*7/22-7/24, 7/27 State changed data source and missing data replaced with data reported directly to County of San Diego

Prepared by County of San Diego, Emergency Operations Center, 8/8/2020

COVID-19 Confirmed ICU Patients by Date Reported



COVID-19 Confirmed ICU Patients Among San Diego County Residents New ICU Patients by Date Reported Total Number of ICU Patients = 682

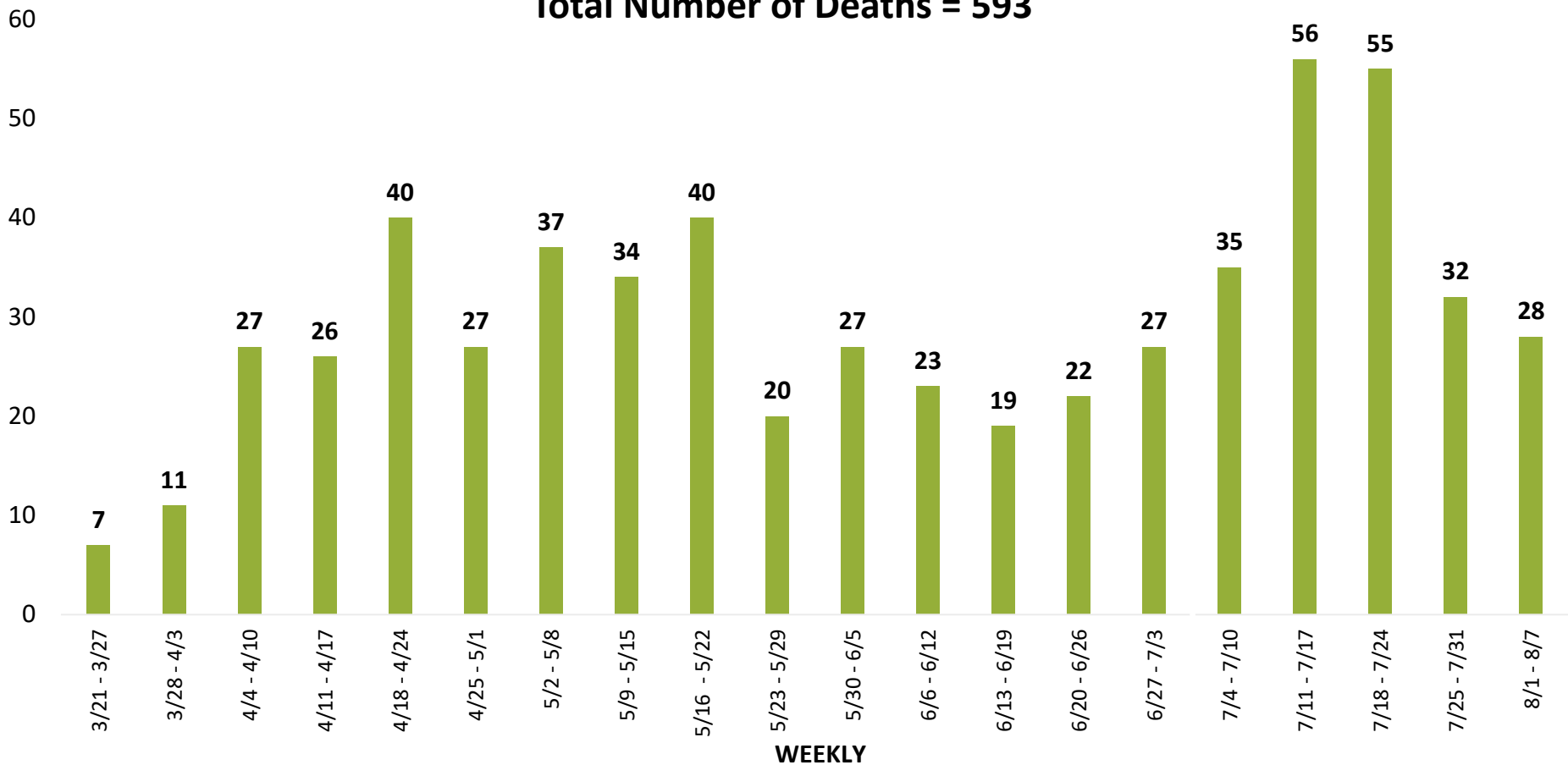


Data are preliminary and subject to change; among San Diego County residents, except data prior to 3/25/2020 includes both San Diego County residents and non-residents
Data available at: <https://sdgis-sandag.opendata.arcgis.com/>
Prepared by County of San Diego, Emergency Operations Center, 8/8/2020

COVID-19 Deaths by Report Date



COVID-19 Associated Deaths by Report Date Among San Diego County Residents Total Number of Deaths = 593

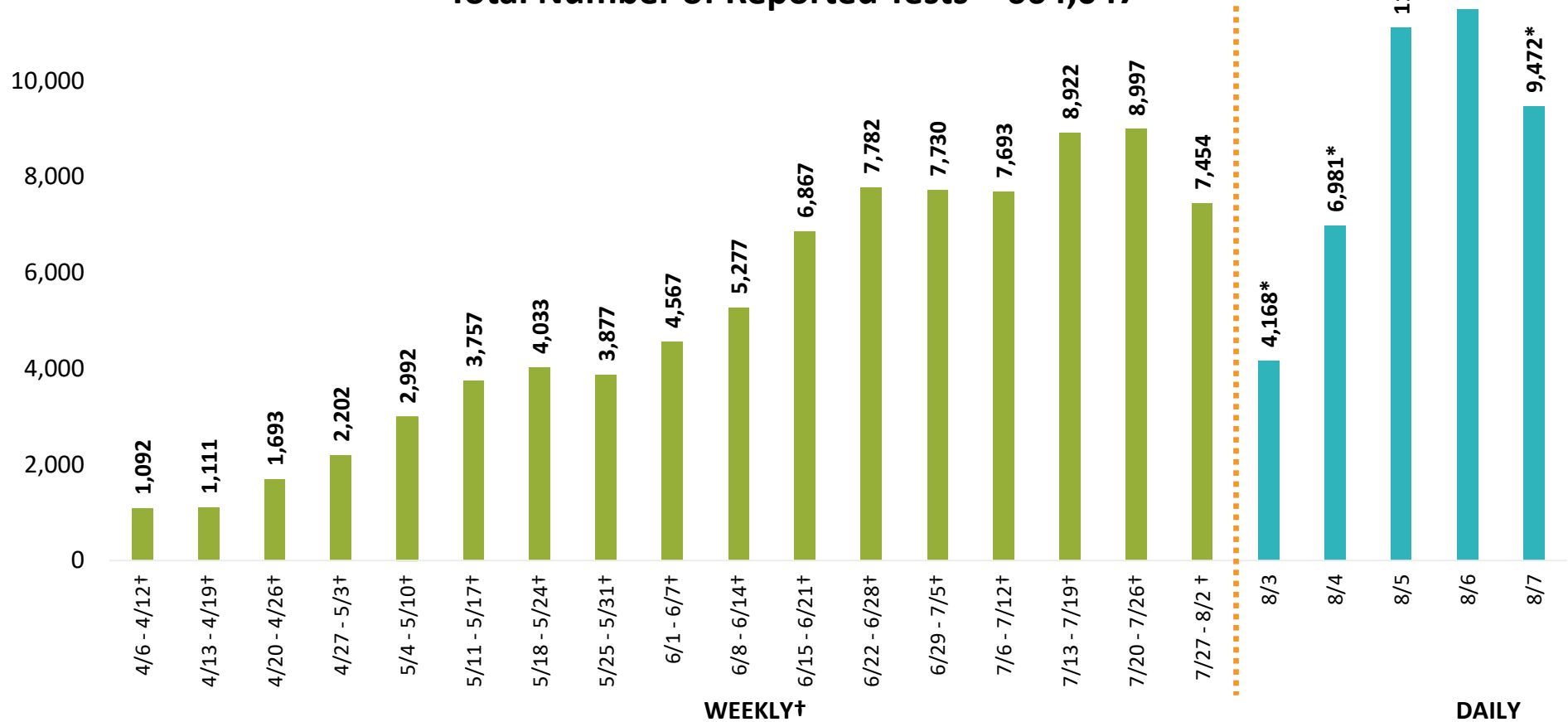


Data are preliminary and subject to change
Prepared by County of San Diego, Emergency Operations Center, 8/8/2020

COVID-19 Tests by Date Reported



**Daily Average by Week and Daily Number of COVID-19 Tests
in San Diego County by Date Reported**
Total Number of Reported Tests = 664,047



Data are preliminary and subject to change; includes both San Diego County residents and non-residents; †daily average; *received batch of prior tests

Data available at: <https://sdgis-sandag.opendata.arcgis.com/>

Prepared by County of San Diego, Emergency Operations Center, 8/8/2020

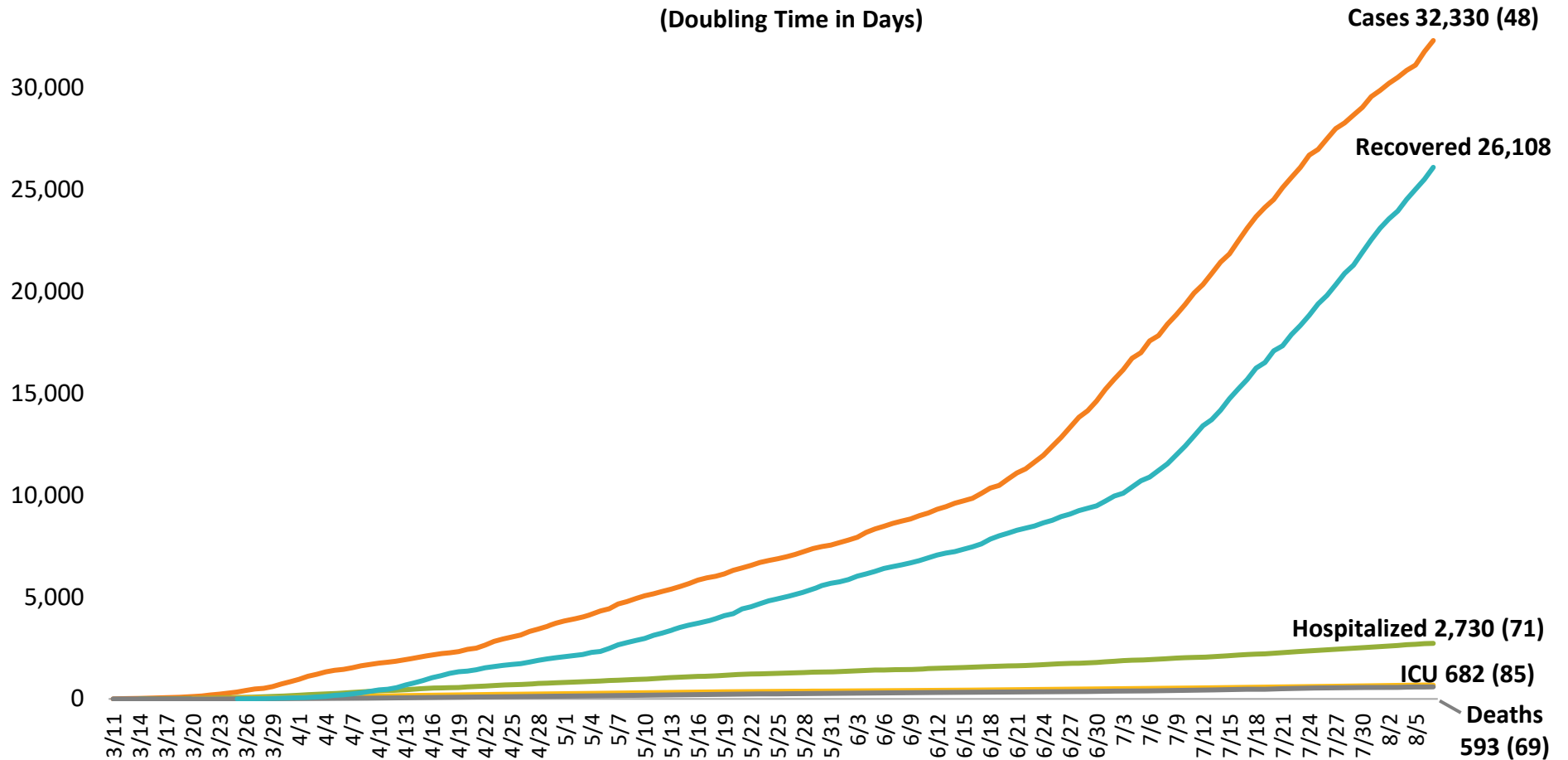
COVID-19 Totals and Doubling Time



Totals Since 2/14/2020 and Doubling Time by Date Reported

— Cases — Hospitalized — ICU — Deaths — Recovered

(Doubling Time in Days)



Data are preliminary and subject to change; data prior to 3/25/2020 includes both San Diego County residents and non-residents; doubling time calculated for a 5-day time period

Prepared by County of San Diego, Emergency Operations Center, 8/8/2020