



Muslim Belonging Survey

June 17, 2026

Tom K. Wong, PhD
Department of Political Science
Director, US Immigration Policy Center
University of California San Diego (UCSD)

UC San Diego

San Diego County Muslim Belonging Survey*

June 2026

Summary

This survey was fielded in the immediate aftermath of the May 18, 2026 mass shooting at the Islamic Center of San Diego, in which two gunmen killed three men. Awareness of the shooting was universal: every respondent (100%) reported having heard about the attack prior to taking the survey.

- The shooting had a substantial impact on perceptions of safety, as 88% of respondents agreed that the shooting made them feel less safe in their community and 74% reported worrying more about their personal safety because they are Muslim
- Assessments of the government response were mixed, as 52% agreed that the response from local elected officials made them feel more supported while 48% disagreed
- 55% said elected officials are not doing enough to address anti-Muslim hate and discrimination and 61% said public officials care “not very much” or “not at all” about what Muslims in San Diego County think
- On law enforcement, views were nearly evenly divided: 52% agreed that law enforcement takes threats against Muslims seriously while 48% disagreed
- Experiences of discrimination are widespread, as 64% percent reported personally experiencing discrimination in San Diego County in the past 12 months because they are Muslim and 84% said Muslims in San Diego experience discrimination “very often” or “somewhat often”

*Tom K. Wong, Ph.D. Email inquiries to tom.wong@tomwongphd.com

- Respondents expressed a clear sense that the Muslim community is not well represented in, or understood by, local institutions: 78% disagreed with the statement that Muslims are well represented in local government and public institutions and 74% disagreed with the statement that local government and public institutions understand the concerns of the Muslim community.
- Despite these concerns, respondents expressed strong Muslim and American identities. 96% said that they are proud to be Muslim and 94% said that they are proud to be American

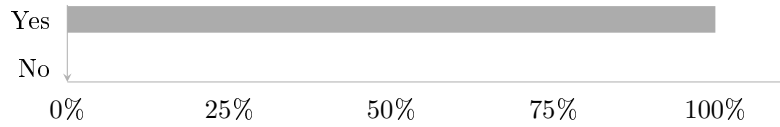
Method

This survey was fielded following the May 18, 2026 mass shooting at the Islamic Center of San Diego. The sampling frame was constructed by linking two commercial data sources. The base frame is the L2 Political and Consumer File, a national commercial database providing near-universal coverage of adults in San Diego County. Muslim identification was operationalized through onomastic inference: millions of first names, surnames, and name combinations were scraped from billions of genealogical records and used to identify individuals whose names are traceable to Muslim-majority country name traditions. A screener was then used to identify Muslim adult respondents. The survey includes 312 self-identified Muslim adult respondents ($n = 312$). The margin of error for the sample is +/- 5.5%. Weights are calculated using iterative proportional fitting (“raking”) by age, sex, race/ethnicity, education, nativity, and geographic stratum.

Q1. Awareness of the Shooting

Prior to today, had you heard about the shooting at the Islamic Center of San Diego on May 18, 2026?

	%
Yes	100%
No	0%

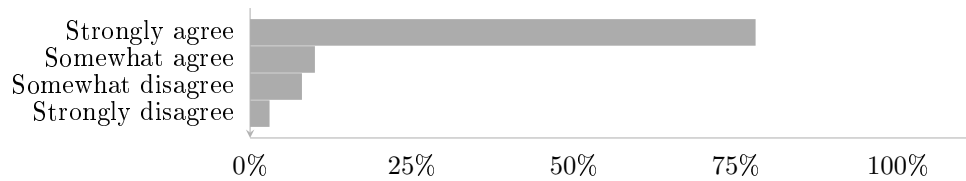


Note: On May 18, 2026, two gunmen opened fire at the Islamic Center of San Diego, killing three men.

Q2. Impact on Sense of Safety in the Community

Do you agree or disagree with the following statement: *“The recent shooting at the Islamic Center of San Diego made me feel less safe in my community.”*

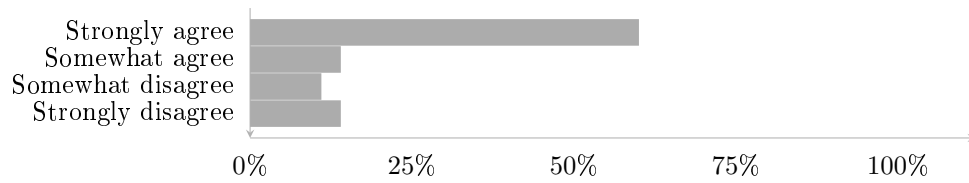
	%
Strongly agree	78%
Somewhat agree	10%
Somewhat disagree	8%
Strongly disagree	3%
Agree + strongly agree	88%
Disagree + strongly disagree	11%



Q3. Heightened Personal Safety Concerns

Do you agree or disagree with the following statement: *“I worry more now about my personal safety because I am Muslim.”*

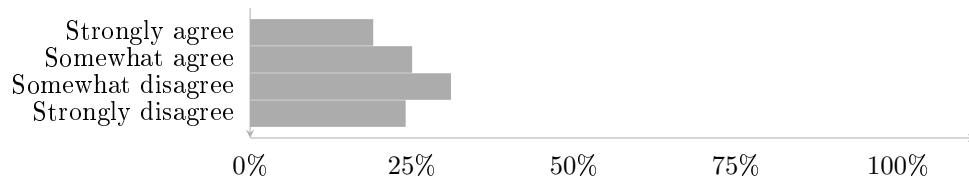
	%
Strongly agree	60%
Somewhat agree	14%
Somewhat disagree	11%
Strongly disagree	14%
Agree + strongly agree	74%
Disagree + strongly disagree	25%



Q4. Safety of Openly Identifying as Muslim

Do you agree or disagree with the following statement: *“I feel safe openly identifying as Muslim in public.”*

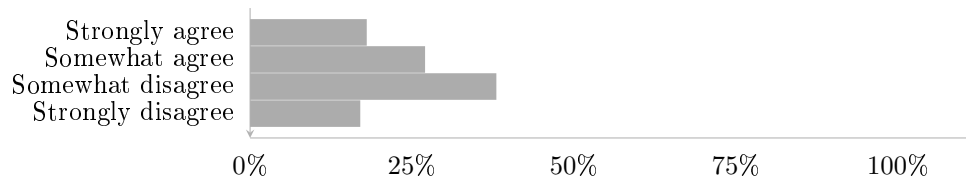
	%
Strongly agree	19%
Somewhat agree	25%
Somewhat disagree	31%
Strongly disagree	24%
Agree + strongly agree	44%
Disagree + strongly disagree	55%



Q5. Elected Officials and Anti-Muslim Hate

Do you agree or disagree with the following statement: *“Elected officials in San Diego County are doing enough to address anti-Muslim hate and discrimination.”*

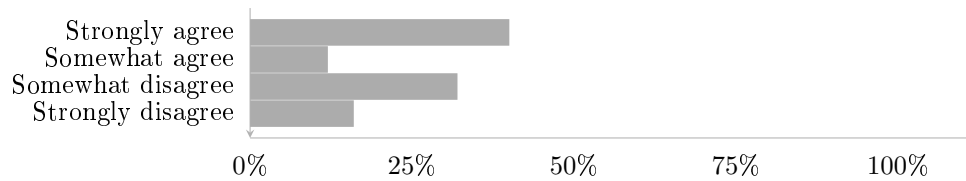
	%
Strongly agree	18%
Somewhat agree	27%
Somewhat disagree	38%
Strongly disagree	17%
Agree + strongly agree	45%
Disagree + strongly disagree	55%



Q6. Law Enforcement and Threats Against Muslims

Do you agree or disagree with the following statement: *“Law enforcement in San Diego County takes threats against Muslims seriously.”*

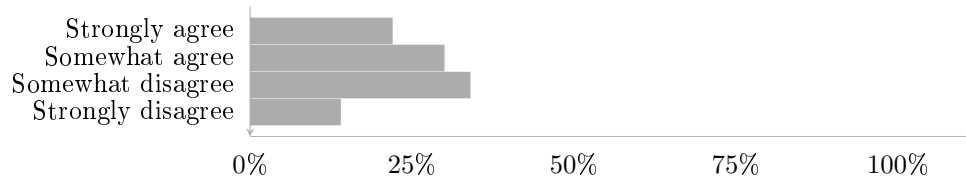
	%
Strongly agree	40%
Somewhat agree	12%
Somewhat disagree	32%
Strongly disagree	16%
Agree + strongly agree	52%
Disagree + strongly disagree	48%



Q7. Official Response to the Shooting

Do you agree or disagree with the following statement: *“The response to the shooting from local elected officials made me feel more supported as a Muslim living in San Diego County.”*

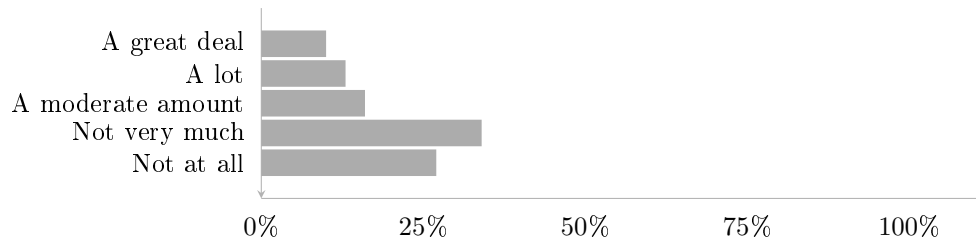
	%
Strongly agree	22%
Somewhat agree	30%
Somewhat disagree	34%
Strongly disagree	14%
Agree + strongly agree	52%
Disagree + strongly disagree	48%



Q8. Whether Public Officials Care About Muslims

How much do public officials care about what Muslims in San Diego County think?

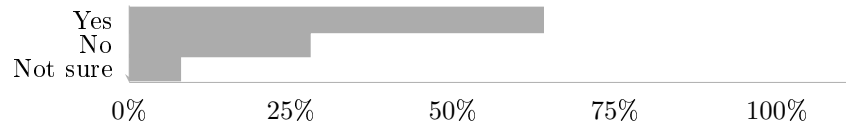
	%
A great deal	10%
A lot	13%
A moderate amount	16%
Not very much	34%
Not at all	27%
<hr/>	
A great deal + a lot	23%
Not very much + not at all	61%



Q9. Personal Experience of Discrimination

In the past 12 months, have you personally experienced discrimination in San Diego County because you are Muslim?

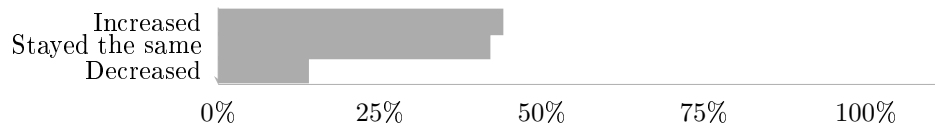
	%
Yes	64%
No	28%
Not sure	8%



Q10. Trend in Anti-Muslim Prejudice

In the past 12 months, do you believe anti-Muslim prejudice in San Diego County has increased, decreased, or stayed the same?

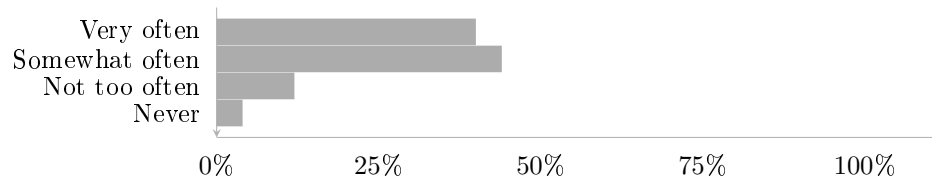
	%
Increased	44%
Stayed the same	42%
Decreased	14%



Q11. Frequency of Discrimination Against Muslims

How often do you think Muslims in San Diego County experience discrimination?

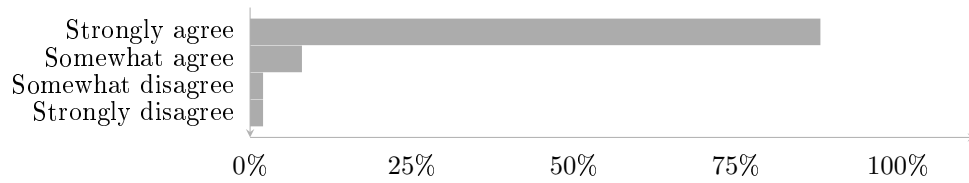
	%
Very often	40%
Somewhat often	44%
Not too often	12%
Never	4%
Very often + somewhat often	84%
Not too often + never	16%



Q12. Pride in Muslim Identity

Do you agree or disagree with the following statement: *"I am proud to be Muslim."*

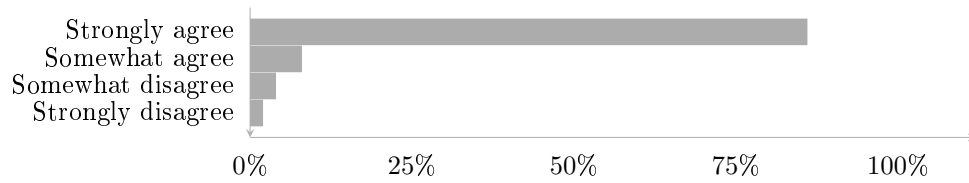
	%
Strongly agree	88%
Somewhat agree	8%
Somewhat disagree	2%
Strongly disagree	2%
Agree + strongly agree	96%
Disagree + strongly disagree	4%



Q13. Pride in American Identity

Do you agree or disagree with the following statement: *"I am proud to be American."*

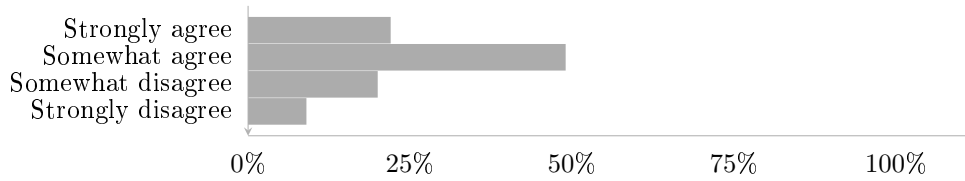
	%
Strongly agree	86%
Somewhat agree	8%
Somewhat disagree	4%
Strongly disagree	2%
<hr/>	
Agree + strongly agree	94%
Disagree + strongly disagree	6%



Q14. Whether Others See Respondents as American

Do you agree or disagree with the following statement: *“Others see me as an American.”*

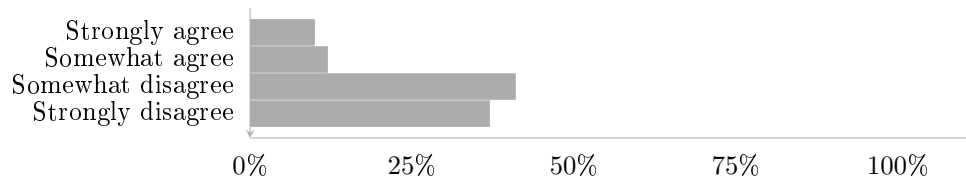
	%
Strongly agree	22%
Somewhat agree	49%
Somewhat disagree	20%
Strongly disagree	9%
<hr/>	
Agree + strongly agree	71%
Disagree + strongly disagree	29%



Q15. Muslim Representation in Local Government

Do you agree or disagree with the following statement: “Muslims are well represented in local government and public institutions in San Diego County.”

	%
Strongly agree	10%
Somewhat agree	12%
Somewhat disagree	41%
Strongly disagree	37%
Agree + strongly agree	22%
Disagree + strongly disagree	78%



Q16. Whether Local Government Understands Muslim Concerns

Do you agree or disagree with the following statement: *“Local government and public institutions in San Diego County understand the concerns of the Muslim community.”*

	%
Strongly agree	13%
Somewhat agree	13%
Somewhat disagree	40%
Strongly disagree	34%
Agree + strongly agree	26%
Disagree + strongly disagree	74%

